

**ESQUIRE KNIT COMPOSITE LIMITED**  
AUDITED CONSOLIDATED FINANCIAL STATEMENTS  
Esquire Tower, 21 Shaheed Tajuddin Ahmed Ave,  
Dhaka 1208

**AUDITOR'S REPORT  
AND  
FINANCIAL STATEMENT**  
As at and for the year ended June 30, 2022

**MAHFEL HUQ & CO.**  
**CHARTERED ACCOUNTANTS**  
BGIC Tower (4<sup>th</sup> Floor),  
34 Topkhana Road, Dhaka-1000  
Phone: +88-02-9581786, 9553143,  
Fax: +88-02- 9571005  
E-mail: [asarkar@mahfelhuq.com](mailto:asarkar@mahfelhuq.com)  
Web: [www.mahfelhuq.com](http://www.mahfelhuq.com)

## TABLE OF CONTENTS

### Part-A

SL. NO.	DESCRIPTION	PAGE NO.
01.	Consolidated Independent Auditor's Report	1-5
02.	Consolidated Statement of Financial Position	6
03.	Consolidated Statement of Profit or Loss and Other Comprehensive Income	7
04.	Consolidated Statement of Changes in Equity	8
05.	Consolidated Statement of Cash Flows	9
06.	Consolidated Notes, Comprising a Summary of Significant Accounting Policies and Other Explanatory Information	10-41

### Part- B

01.	Schedule-A "Schedule of Property, Plant & Equipment"	42
02.	Schedule-B "Addition of Capital Work-in-Progress"	43
03.	Schedule-C "Store Ledger Summary"	44
04.	Schedule-D "Spare Parts Items"	45-50
05.	Schedule-E "Work- in- Process"	51
06.	Schedule-F "Accounts Receivable and Aging"	52
07.	Schedule-G "Schedule of Advance Given to Creditors"	53
08.	Schedule-H "Schedule of Accounts Payable"	54-62
09.	Schedule-I "Schedule of Financial Asset and Liabilities Held in Foreign currency"	63



**Independent Auditor’s Report  
To the Shareholders’ of Esquire Knit Composite Limited**

**Report on the Audit of the Consolidated and Separate Financial Statements  
Opinion**

We have audited the consolidated financial statements of Esquire Knit Composite Limited and its Subsidiaries (the “Group”), as well as the separate financial statements of Esquire Knit Composite Limited (“the Company”), which comprise consolidated and separate Statement of Financial Position as at 30 June 2022 and consolidated and separate Statement of Profit or Loss and Other Comprehensive Income, consolidated and separate Statement of Changes in Equity and consolidated and separate Statement of Cash Flows for the year then ended, notes to the consolidated and separate financial statements, including a summary of significant accounting policies and other explanatory information.

In our opinion, the accompanying consolidated and separate financial statements is present fairly, in all material respects, the consolidated financial position of the Group and separate financial position of the Company as at 30 June 2022, and of its consolidated and separate financial performance and its consolidated and separate cash flows for the year then ended in accordance with International Financial Reporting Standards (IFRSs).

**Basis for Opinion**

We conducted our audit in accordance with International Standards on Auditing (ISAs). Our responsibilities under those standards are further described in the Auditors’ Responsibilities for the Audit of the Financial Statements section of our report. We are independent of the Company in accordance with the International Ethics Standards Board for Accountants’ Code of Ethics for Professional Accountants (IESBA Code), Bangladesh Securities and Exchange Commission (BSEC) and we have fulfilled our other ethical responsibilities in accordance with the IESBA Code and the Institute of Chartered Accountants of Bangladesh (ICAB) Bye Laws. We believe that the audit evidence we have obtained is sufficient and appropriate to provide a basis for our opinion.

**Key Audit Matters**

Key audit matters are those matters that, in our professional judgment, were of most significance in our audit of the financial statements of the current period. These matters were addressed in the context of our audit of the financial statements as a whole, and in forming our opinion thereon, and we do not provide a separate opinion on these matters.

<b>1. Revenue</b>	
<b>Risk</b>	<b>Our response to the risk</b>
The company reported total revenue of BDT 10,150,621,352 as at 30 June 2022. Revenue increased by BDT 2,220,493,931 which shows 28% higher revenue compared to last year. The company is 100% export oriented, which includes deemed export. In addition, revenue is measured including cash incentives upon receipt of Proceed Realization Certificate (PRC) from the bank. Revenue recognition therefore is a material and	We have tested the design and operating effectiveness of key controls focusing on the following: <ul style="list-style-type: none"> <li>• Calculation of each revenue as per VAT Return and L/C documents on a sample basis;</li> <li>• segregation of duties in invoice creation and modification; and</li> <li>• Timing of revenue recognition.</li> </ul> Our substantive procedures in relation to the revenue recognition comprises the following:



<p>judgmental issue. We focus on the risk of material misstatement in the recognition of revenue, as a result of both fraud and error, because revenue is material and is an important determinant of the company's profitability, which has a consequent impact on its share price performance.</p>	<ul style="list-style-type: none"> <li>• Obtaining supporting documentation for sales transactions recorded at the year-end date to determine whether revenue was recognized in the current period;</li> <li>• Critically assessing manual journals posted to revenue to identify unusual or irregular items; and</li> </ul> <p>Finally assessed the appropriateness and presentation of disclosures against relevant accounting standards.</p>
<p>[See note 24.00 to the financial statements]</p>	

<p><b>2. Accounts Receivables</b></p>	
<p><b>Risk</b></p>	<p><b>Our response to the risk</b></p>
<p>The company has BDT 1,311,122,533 of accounts receivables as at 30 June 2022. The company had 100% foreign buyers; therefore, the accounts receivable balance confirmation is a material issue.</p>	<p>For accounts receivables our key audit procedures included the following:</p> <ul style="list-style-type: none"> <li>• We sent accounts receivable balance confirmations to the customers on a sample basis;</li> <li>• We analyzed the aging of trade receivables; and</li> <li>• We obtained a list of total outstanding receivables and assessed the recoverability of these through inquiry with management and by obtaining sufficient corroborative evidence to support the conclusions.</li> </ul>
<p>[See note 8.00 to the financial statements]</p>	

<p><b>3. Capital work in progress</b></p>	
<p><b>Risk</b></p>	<p><b>Our response to the risk</b></p>
<p>The Company's assets held under capital work in progress as on the closing date are amounted to BDT 2,699,987,342 equivalent to 29% of total non-Current assets. Due to the high volume of transactions, utilization of IPO proceeds, terms and valuation of these assets, it was considered significant to our audit.</p>	<p>Our audit procedures to address the risk of material misstatement relating to capital work in progress includes obtaining an understanding of the internal control over capital work in progress, assessing the risks of material misstatement. Our audit procedures to address the risk of material misstatement relating to Capital work in progress to the financial statements included:</p> <ul style="list-style-type: none"> <li>• Obtaining and assessing the movement of the capital work in progress;</li> <li>• Obtaining audited IPO utilization certificate up December 2021.</li> <li>• Verifying the records to ensure that the assets under construction or pending installation and not yet ready for intended use are classified as work-in-progress;</li> <li>• Verifying the supporting documents with reference to the underlying contractor bills, work orders,</li> </ul>



	<p>certification of work performed by expert personnel, comparison of the progress and the costs incurred up-to-date with the budgets, policy and plan;</p> <ul style="list-style-type: none"> <li>• Reconciling the movement of capital work in progress from opening to closing, specifically verifying additions during the year and transferred to Property, Plant and Equipment during the year;</li> <li>• Verifying the dates on which the assets are moved from the capital work-in-progress account to the fixed assets so that the depreciation on fixed assets may be computed correctly, and;</li> <li>• Site visit and physical observations of the work on-going for capital work in progress.</li> </ul>
<b>[See note 5.00 to the financial statements]</b>	

<b>4. Existence and Valuation of Inventories</b>	
<b>Risk</b>	<b>Our response to the risk</b>
<p>The company had inventory of BDT 3,746,164,398 at 30<sup>th</sup> June 2022, held in Factory. The inventories include Yarn, Dyes, Chemical, Finishing Materials, Work-in-process, and Finished goods. Due to variety of inventory items and various range in value of those inventories. Inventories had been considered as key audit matter.</p> <p>Inventory value is measured at the lower of cost and net realizable value. As a result, the Management applies measurement such as absorption of several costs in determining the appropriate values for work in progress.</p>	<p>We challenged the appropriateness of management’s assumptions applied in calculating the value of the inventory provisions by:</p> <ul style="list-style-type: none"> <li>• Evaluating the design and implementation of key inventory controls operating across the company, including those at a sample of warehouses.</li> <li>• comparing the net realizable value, obtained through a detailed review of sales subsequent to the year-end, to the cost price of a sample of inventories; and</li> <li>• Performing surprise stock counting and obtaining stock confirmations from factory to check the existence and reconciling the count results to the inventory listings to test the completeness of data;</li> </ul>
<b>[See note 7.00 to the financial statements]</b>	

<b>5. Related party transaction</b>	
<p>The Company has related party transactions as described in notes to the financial statements.</p>	<p>Our audit procedures amongst others included the following:</p> <ul style="list-style-type: none"> <li>• Evaluated the design and tested the operating effectiveness of controls over identification and disclosure of related party transactions.</li> <li>• Evaluated the transactions among the related parties and tested material accounts balances.</li> </ul>



	Evaluated the disclosures in the financial statements in compliance with IAS 24.
[See note 32.00 to the financial statements	

**Reporting on Other Information**

Management is responsible for the other information. The other information comprises all of the information in the Annual Report other than the financial statements and our auditor’s report thereon. The Annual Report is expected to be made available to us after the date of this auditor’s report.

Our opinion on the financial statements does not cover the other information and we do not express any form of assurance conclusion thereon.

In connection with our audit of the financial statements, our responsibility is to read the other information identified above when it becomes available and, in doing so, consider whether the other information is materially inconsistent with the financial statements or our knowledge obtained in the audit or otherwise appears to be materially misstated.

**Responsibilities of Management and Those Charged with Governance for the Financial Statements and Internal Controls**

Management is responsible for the preparation and fair presentation of the financial statements of the Company and for such internal control as management determines is necessary to enable the preparation of financial statements that are free from material misstatement, whether due to fraud or error.

In preparing the financial statements, management is responsible for assessing the Company’s ability to continue as a going concern, disclosing, as applicable, matters related to going concern and using the going concern basis of accounting unless management either intends to liquidate the Company or to cease operations, or has no realistic alternative but to do so.

Those charged with governance are responsible for overseeing the Company’s financial reporting process.

**Auditor’s Responsibilities for the Audit of the Financial Statements**

Our objectives are to obtain reasonable assurance about whether the financial statements as a whole are free from material misstatement, whether due to fraud or error, and to issue an auditor’s report that includes our opinion. Reasonable assurance is a high level of assurance, but is not a guarantee that an audit conducted in accordance with ISAs will always detect a material misstatement when it exists. Misstatements can arise from fraud or error and are considered material if, individually or in the aggregate, they could reasonably be expected to influence the economic decisions of users taken on the basis of these financial statements

As part of an audit in accordance with ISAs, we exercise professional judgment and maintain professional skepticism throughout the audit. We also:

- Identify and assess the risks of material misstatement of the financial statements, whether due to fraud or error, design and perform audit procedures responsive to those risks, and obtain audit evidence that is sufficient and appropriate to provide a basis for our opinion. The risk of not detecting a material



## Mahfel Huq & Co.

Chartered Accountants

The first registered accounting firm in independent Bangladesh



An independent member firm of AGN International

BGIC Tower (4th Floor)  
34, Topkhana Road  
Dhaka-1000, Bangladesh  
Tel: +88-02-9553143, 9581786  
Fax: +88-02-9571005  
E-mail : [mh@mahfelhuq.com](mailto:mh@mahfelhuq.com)  
Web: [www.mahfelhuq.com](http://www.mahfelhuq.com)

misstatement resulting from fraud is higher than for one resulting from error, as fraud may involve collusion, forgery, intentional omissions, misrepresentations, or the override of internal control.

- Obtain an understanding of internal control relevant to the audit in order to design audit procedures that are appropriate in the circumstances.
- Evaluate the appropriateness of accounting policies used and the reasonableness of accounting estimates and related disclosures made by management.
- Conclude on the appropriateness of management's use of the going concern basis of accounting and, based on the audit evidence obtained, whether a material uncertainty exists related to events or conditions that may cast significant doubt on the Company's ability to continue as a going concern. If we conclude that a material uncertainty exists, we are required to draw attention in our auditor's report to the related disclosures in financial statements or, if such disclosures are inadequate, to modify our opinion. Our conclusions are based on the audit evidence obtained up to the date of our auditor's report. However, future events or conditions may cause the Company to cease to continue as a going concern.
- Evaluate the overall presentation, structure and content of the financial statements, including the disclosures, and whether the financial statements represent the underlying transactions and events in a manner that achieves fair presentation.
- Obtain sufficient appropriate audit evidence regarding the financial information of the entities or business activities to express an opinion on the financial statements. We are responsible for the direction, supervision and performance of the audit. We remain solely responsible for our audit opinion.

### Report on other Legal and Regulatory Requirements

In accordance with the Companies Act, 1994, the Securities and Exchange Rules 1987, we also report that:

- (i) we have obtained all the information and explanations which to the best of our knowledge and belief were necessary for the purpose of our audit and made due verification thereof;
- (ii) in our opinion, proper books of account as required by law have been kept by the Company so far as it appeared from our examination of those books;
- (iii) the statement of financial position and statement of profit or loss and other comprehensive income together with the annexed notes dealt with by the report are in agreement with the books of account and returns; and
- (iv) the expenditure incurred, except as noted above, were to the purpose of company business

**Md. Abdus Satter Sarkar, FCA**

ICAB Enrollment No. 1522

For and behalf of

Mahfel Huq & Co., Chartered Accountants

Firm Registration No. P-46323

Place: Dhaka

Date:


**Esquire Knit Composite Limited and its subsidiary**  
**Consolidated Statement of Financial Position**  
As at 30 June 2022

Particulars	Notes	Amount in Taka	
		30-Jun-2022	30-Jun-2021
<b>Assets</b>			
<b>Non-Current Assets</b>		<b>9,319,977,108</b>	<b>8,402,276,382</b>
Property, plant and equipment	4.00	6,509,714,766	6,396,771,432
Capital work-in-progress	5.00	2,699,987,342	1,857,729,950
Investment in shares	6.00	110,275,000	147,775,000
<b>Current Assets</b>		<b>6,368,151,867</b>	<b>6,126,965,621</b>
Inventories	7.00	3,746,164,398	3,392,689,573
Accounts receivables	8.00	1,311,122,533	1,243,153,717
Other receivables	9.00	4,146,703	3,818,089
Advance, deposit and prepayments	10.00	640,809,298	646,601,248
Investment	11.00	102,180,441	98,507,093
Cash and cash equivalents	12.00	563,728,494	742,195,902
<b>TOTAL ASSETS</b>		<b>15,688,128,975</b>	<b>14,529,242,003</b>
<b>EQUITY &amp; LIABILITIES</b>			
<b>Shareholders' Equity</b>		<b>8,796,757,255</b>	<b>8,656,636,257</b>
Share capital	13.00	1,348,958,330	1,348,958,330
Non-controlling Interest	13.01	272,241	360,425
Share Premium Account	14.00	1,086,653,150	1,086,653,150
Revaluation surplus	15.00	3,739,289,135	3,739,289,135
Retained earnings	16.00	2,621,584,399	2,481,375,217
<b>Non Current Liabilities</b>		<b>2,708,128,459</b>	<b>2,418,757,218</b>
Deferred Tax liabilities	17.00	278,376,872	272,861,923
Long term loan net of current maturity	18.00	2,427,474,711	2,144,471,932
Finance lease obligation net of current maturity	19.00	2,276,877	1,423,363
<b>Current Liabilities</b>		<b>4,183,243,261</b>	<b>3,453,848,528</b>
Short term loan	20.00	2,307,892,211	1,479,436,051
Current portion of long term loan	18.00	291,839,388	638,302,027
Current portion of finance lease obligation	19.00	9,635,741	12,654,672
Unclaimed Dividend	21.00	3,475,908	4,176,706
Accounts payable	22.00	1,192,574,016	1,027,350,053
Liabilities for expenses	23.00	377,825,997	291,929,018
<b>TOTAL EQUITY &amp; LIABILITIES</b>		<b>15,688,128,975</b>	<b>14,529,242,003</b>
<b>Net Asset Value (NAV) per share with revaluation reserve</b>		<b>65.21</b>	<b>64.17</b>
<b>Net Asset Value (NAV) per share without revaluation reserve</b>		<b>37.48</b>	<b>36.44</b>

The annexed notes form an integral part of these financial statements

 Chairman     
 Managing Director     
 Director     
 Company Secretary     
 Chief Financial Officer

Signed as per our annexed report of even date

  
**Md. Abdus Satter Sarkar, FCA**  
ICAB Enrollment No. 1522  
For and behalf of  
Mahfel Huq & Co., Chartered Accountants  
Firm Registration No. P-46323

Place: Dhaka  
Date:






**Esquire Knit Composite Limited and its subsidiary**  
**Consolidated Statement of Profit or Loss and Other Comprehensive Income**  
**For the year ended 30 June 2022**

Particulars	Notes	Amount in Taka	
		30-Jun-2022	30-Jun-2021
Revenue	24	10,150,621,352	7,930,127,422
Less: Cost of Goods Sold	25	8,549,479,730	6,505,660,844
<b>Gross profit</b>		<b>1,601,141,623</b>	<b>1,424,466,578</b>
Less: Operating expenses	26	891,411,110	816,523,312
<b>Gross operating profit</b>		<b>709,730,513</b>	<b>607,943,265</b>
Less: Financial expenses	27	333,005,402	268,060,534
<b>Net operating profit</b>		<b>376,725,111</b>	<b>339,882,731</b>
Add: Non-Operating income	28	16,788,193	22,661,497
<b>Profit before WPPF &amp; WF</b>		<b>393,513,303</b>	<b>362,544,228</b>
Less: Provision for contribution to WPPF & WF	23.01	2,870,688	2,060,747
<b>Profit before tax</b>		<b>390,642,615</b>	<b>360,483,481</b>
Less: Income tax expenses		71,975,125	63,586,178
Current Tax	23.02	66,460,176	54,941,118
Deferred Tax	17.02	5,514,949	8,645,060
<b>Profit after tax</b>		<b>318,667,490</b>	<b>296,897,303</b>
Other comprehensive income for the year, net of tax (Land Revaluation)		-	1,752,698,646
<b>Total comprehensive income for the year, net of tax</b>		<b>318,667,490</b>	<b>2,049,595,950</b>
<b>Profit attributable to:</b>			
Owners of the Company		318,667,490	296,897,304
Non-controlling Interest		(88,184)	(59,575)
		<b>318,579,306</b>	<b>296,837,729</b>
<b>Total Comprehensive Income attributable to:</b>			
Owners of the Company		318,667,490	2,049,595,950
Non-controlling Interest		(88,184)	(59,575)
		<b>318,579,306</b>	<b>2,049,536,375</b>
<b>Earnings Per Share (EPS) - Basic</b>	29.01	2.36	2.20

The annexed notes form an integral part of these financial statements


  
Chairman      Managing Director      Director      Company Secretary      Chief Financial Officer

Signed as per our annexed report of even date

  
**Md. Abdus Satter Sarkar, FCA**

ICAB Enrollment No. 1522

For and behalf of

Mahfel Huq & Co., Chartered Accountants  
Firm Registration No. P-46323

Place: Dhaka  
Date:



**Esquire Knit Composite Limited and its subsidiary**  
**Consolidated Statement of Changes in Equity**  
**For the year ended 30 June 2022**

Particulars	Amount in Taka					
	Share Capital	Share premium	Revaluation Surplus	Non-controlling interest	Retained Earnings	Total Equity
<b>Balance at 01 July 2021</b>	1,348,958,330	1,086,653,150	3,739,289,135	-	2,481,375,217	8,656,275,832
Land Revaluation	-	-	-	-	-	-
Net profit for the year	-	-	-	-	318,755,674	318,755,674
Non-controlling Interest	-	-	-	272,241	-	272,241
Dividend paid	-	-	-	-	(178,546,493)	(178,546,493)
<b>Balance at 30 June 2022</b>	<b>1,348,958,330</b>	<b>1,086,653,150</b>	<b>3,739,289,135</b>	<b>272,241</b>	<b>2,621,584,399</b>	<b>8,796,757,255</b>
<b>Balance at 01 July 2020</b>	1,348,958,330	1,086,653,150	1,986,590,489	-	2,387,817,831	6,810,019,799
Land Revaluation	-	-	1,752,698,646	-	-	1,752,698,646
Non-controlling Interest	-	-	-	360,425	-	360,425
Net profit for the year	-	-	-	-	295,901,136	295,901,136
Dividend paid	-	-	-	-	(202,343,750)	(202,343,750)
<b>Balance at 30 June 2021</b>	<b>1,348,958,330</b>	<b>1,086,653,150</b>	<b>3,739,289,135</b>	<b>360,425</b>	<b>2,481,375,217</b>	<b>8,656,636,257</b>

 **Chairman**

 **Managing Director**

 **Director**

 **Company Secretary**

 **Chief Financial Officer**

Place: Dhaka  
Date:



**Esquire Knit Composite Limited and its subsidiary**  
**Consolidated Statement of Cash Flows**  
For the year ended 30 June 2022

Particulars	Notes	Amount in Taka	
		30-Jun-2022	30-Jun-2021
<b>A. Cash flows from operating activities</b>			
Cash receipts from customers		10,082,652,535	7,157,576,054
Cash receipt from other income		16,459,578	32,347,808
Payment to suppliers for import of Raw materials		(5,467,153,456)	(3,904,637,574)
Payment to others		(3,966,204,114)	(3,167,937,059)
Interest paid		(186,570,599)	(211,759,219)
Income tax paid		(60,060,668)	(47,450,430)
<b>Net cash flow from operating activities</b>		<b>419,123,277</b>	<b>(141,860,421)</b>
<b>B. Cash flows from investing activities</b>			
Acquisition of property, plant and equipment		(376,235,917)	(145,893,890)
Investment in capital work in progress		(842,257,392)	(1,142,403,346)
Advance paid to Valuka project		(119,298,882)	-
Investment in shares		37,500,000	-
Investment in FDR		(3,673,348)	161,526,973
<b>Net cash used in investing activities</b>		<b>(1,303,965,538)</b>	<b>(1,126,770,264)</b>
<b>C. Cash flows from financing activities</b>			
Proceeds from share issue		-	360,425
Share premium received		-	(17,417,188)
Dividend paid		(179,247,292)	(202,343,750)
Receipt of Long Term Loan		(65,625,278)	14,265,464
Receipt/(Repayment) of Short Term Loan		945,278,292	495,365,398
<b>Net cash flow from/(used in) financing activities</b>		<b>700,405,723</b>	<b>290,230,351</b>
<b>D. Net cash surplus during the year (A+B+C)</b>		<b>(184,436,538)</b>	<b>(978,400,334)</b>
<b>E. Cash and bank balances at beginning of the year</b>		<b>742,195,902</b>	<b>1,726,398,625</b>
Effect of movements in exchange rates on cash held		5,969,129	(5,802,389)
<b>F. Cash and bank balances at the end of the year</b>		<b>563,728,494</b>	<b>742,195,902</b>
<b>Cash and bank balances</b>			
Cash in hand		2,876,893	19,716,786
Cash at bank		560,851,601	722,479,116
<b>Total</b>		<b>563,728,494</b>	<b>742,195,902</b>
<b>Net Operating Cash Flow Per Share (NOCFPS)</b>	29	<b>3.11</b>	<b>(1.07)</b>







Chairman      Managing Director      Director      Company Secretary      Chief Financial Officer

Place: Dhaka

Date:



## **Esquire Knit Composite Limited and its subsidiary**

Notes, Comprising a Summary of Significant Accounting Policies and Other Explanatory  
As at and for the year ended 30 June 2022

### **1.00 Incorporation and Business Activities**

#### **Reporting entity**

Esquire Knit Composite Limited (EKCL) (herein after referred to as EKCL or the Company) was incorporated [C-39663(1631)/2000] as a Private Limited Company on 16 February 2000 under the Companies Act 1994 and the company commenced commercial operation in 2001. The company has its registered office at 21 Shaheed Tajuddin Ahmed Sarani, (old: 30, Tejgaon I/A) Dhaka and its Factory is located at 22/58, Kanchpur, Sonargaon, Narayanganj.

The company was converted into a public limited company on 22 January 2015.

#### **Nature of business**

Esquire Knit Composite Limited is a 100% export oriented Company. It produces different types of Knit garments through its six units namely, knitting units, fabric dyeing unit, printing, embroidery, industrial laundry and garments units and sells the same to foreign buyers including C&A buying KG, Best seller, Mascot, Tchibo, Esprit, Tee Jays, Celio, Next, etc.

### **2.00 Basis of Preparation of Financial Statements**

#### **2.01 Statement of compliance**

The financial statements have been prepared in compliance with International Financial Reporting Standards (IFRSs), the Companies Act 1994, the Securities and Exchange Rules 1987 and other applicable laws and regulations.

#### **2.02 Other regulatory compliance**

In addition to the above, EKCL is also required to comply and has complied with the following laws and regulations:

- Financial Reporting Act, 2015;
- The Income Tax Ordinance 1984;
- The Income Tax Rules 1984;
- The Value Added Tax and Supplementary Duty Act 2012;
- The Value Added Tax Rules, 2016;
- The Bangladesh Labor (Amendment) Act 2013;
- Customs Act 1969;
- Sale of Goods Act 1930;
- Negotiable Instrument Act 1881; and
- The Securities and Exchange Ordinance, 1969;
- The Securities and Exchange Rules, 1987; and
- Other applicable rules and regulations.

#### **2.03 Basis of measurement**

These financial statements have been prepared under the historical cost convention applying accrual basis of accounting in accordance with International Financial Reporting Standards (IFRSs).



**Esquire Knit Composite Limited and its subsidiary**  
Notes, Comprising a Summary of Significant Accounting Policies and Other Explanatory  
As at and for the year ended 30 June 2022

**2.04 Components of financial statements**

The financial statements of the Company consist of the following components:

- Consolidated Statement of Financial Position;
- Consolidated Statement of Profit or Loss and Other Comprehensive Income;
- Consolidated Statement of Changes in Equity;
- Consolidated Statement of Cash Flows; and
- Notes, Comprising a Summary of Significant Accounting Policies and Other Explanatory Informations.

**2.05 Use of estimates and judgments**

The preparation of the financial statements of the Company requires management to make and apply consistently the judgments, estimates and assumptions for records and balances that affect the application of accounting policies and the reported amounts of assets, liabilities, income and expenses. Actual results may differ from these estimates.

**2.06 Functional and presentation currency**

These financial statements are presented in Bangladeshi Taka (Tk/BDT) which is the functional currency of the company. The amounts in these financial statements have been rounded off to the nearest integer.

**2.07 Reporting period**

These financial statements of the company cover a period of twelve months from 01 July 2021 to 30 June 2022.

**3.00 Significant Accounting Policies**

**3.01 Property, plant and equipment (PPE)**

**3.1.1 Recognition and measurement**

Property, plant and equipment are stated at cost or revalued amount, if any, less accumulated depreciation in compliance with International Accounting Standard IAS-16: Property, Plant and Equipment. The cost of acquisition of an asset comprises its purchase price and any direct attributable cost of bringing the assets to its working condition for its intended use.

**3.1.2 Subsequent costs**

The cost of replacing a part of an item of property, plant and equipment is recognized in the carrying amount of the item if it is probable that future economic benefits associated with the item will flow to the entity and the cost of the item can be measured reliably. All other repair and maintenance costs are charged to the Statement of Profit or Loss and Other Comprehensive Income during the financial period in which they incurred.

## Esquire Knit Composite Limited and its subsidiary

Notes, Comprising a Summary of Significant Accounting Policies and Other Explanatory  
As at and for the year ended 30 June 2022

### 3.1.3 Depreciation

Depreciation is charged on property (except land), plant and equipment using 'straight line method' over the estimated useful life of each item of property, plant and equipment. Depreciation on addition to property, plant and equipment is charged from the date when the asset is put into use for commercial operation. Knit Composite Limited, considering the useful lives, decided to charge depreciation at 15% p.a. No depreciation is charged on the assets from the month in which such assets are disposed. The rates of depreciation varies from 5% to 13% p.a. based on useful lives and nature of the assets. Rates of depreciation are:

<u>Particulars</u>	<u>Rate</u>
Building	5.00% p.a.
Plant and Machinery	7.00% p.a.
Furniture and Fixtures	10.00% p.a.
Office Equipment	10.00% p.a.
Motor Vehicle	13.00% p.a.
Software & IT	10.00% p.a.

### 3.02 Inventories

#### 3.2.1 Nature of inventories

Inventories consist of yarn, dyes, chemical, packing materials, accessories, sewing thread, printing & embroidery materials, stores and spare parts, etc.

#### 3.2.2 Valuation of inventory

Inventories are valued in accordance with IAS- 2: Inventories i.e. at cost or estimated net realizable value whichever is lower. The cost of inventories includes expenditure for acquiring the inventories and bringing them to their existing location and condition. Net realizable value is estimated upon selling price in the ordinary course of business less estimated cost of completion of the sale. When the inventories are used, the carrying amount of those inventories are recognized as expenses in the period in which the related revenue is recognized.

### 3.03 Advance, deposit and prepayments

Advances are initially measured at cost. After initial recognition advances are carried at cost less deductions or adjustments. Deposits are measured at payment value. Prepayments are initially measured at cost. After initial recognition prepayments are carried at cost less charges to Statement of Profit or Loss and Other Comprehensive Income.



## **Esquire Knit Composite Limited and its subsidiary**

Notes, Comprising a Summary of Significant Accounting Policies and Other Explanatory  
As at and for the year ended 30 June 2022

### **3.04 Cash and cash equivalents**

Cash and bank balances comprise cash in hand and cash at bank which are held and available for use by the company without any restriction.

### **3.05 Accounts receivable and other receivables**

Accounts receivables are carried at original invoice amount. EKCL is a 100% export oriented company and all the sales/exports are done through L/C by banks. Receivables are considered as good and realizable. Other receivable represents accrued interest on FDR.

### **3.06 Accounts payable and other payables**

These liabilities are recorded at the amount payable for settlement in respect of goods and services received by the company.

### **3.07 Loans and borrowings**

Borrowings repayable after twelve months from the date of statement of financial position are classified as non-current liabilities whereas the portion of borrowings repayable within twelve months from the date of statement of financial position, unpaid interest and other charges are classified as

### **3.08 Income tax expense**

Income tax expenses comprise current tax and deferred tax. Income taxes are recognized in statement of profit or loss and other comprehensive income except to the extent that relates to items recognized directly in equity or in other comprehensive income.

#### **3.8.1 Current Tax**

Taxation is provided in accordance with fiscal regulations applicable. The company taxation is under final settlement of tax liability under section 82C of the Income Tax Ordinance 1984 except other income. Income tax has been deducted at source under section 53BB of the Income Tax Ordinance 1984 on export from 1 July 2021 to June 30, 2022.

#### **3.8.2 Deferred Tax**

Deferred tax has been recognized in accordance with the provision of IAS 12: Income Taxes, based on the deductible or taxable temporary difference between the carrying amount of assets / liabilities and its tax base. Deferred tax asset or liability is the amount of income tax recoverable or payable in the future periods recognized in the current period. Deferred tax asset or liability does not create a legal recoverability or liability from or to tax authority. Related deferred tax income / expense is recognized in the statement of profit or loss and other comprehensive income. Deferred tax assets and liabilities are offsetted if there is a legally enforceable right to offset current tax liabilities and assets, and they relate to income taxes levied by the same tax authority on the same taxable entity.



## **Esquire Knit Composite Limited and its subsidiary**

Notes, Comprising a Summary of Significant Accounting Policies and Other Explanatory  
As at and for the year ended 30 June 2022

A deferred tax asset is recognised to the extent that it is probable that future taxable profits will be available against which the deductible temporary difference can be utilised. Deferred tax assets are reviewed at each date of statement of financial position and are reduced to the extent that it is no longer probable that the related tax benefit will be realised.

### **3.09 Revenue recognition**

#### **i. Export Revenue**

In accordance with the provisions of the IFRS-15 "Revenue from Contracts with Customers"; revenue from contracts with customers represents the amount that reflects the considerations to which entity expects to be entitled in exchange for goods supplied and service provided to customers during the period. Revenue from contracts with customers is recognized in the statement of Profit or Loss and Other comprehensive income when the performance obligation (supply of promised goods and services) is satisfied. Performance obligation is satisfied at a point in time when customer obtains the control of goods and services. Revenue from export is recognized at ex-factory date.

Revenue from the sale of goods is recognized when all the following conditions are satisfied:

- a. The company has transferred to the buyer the significant risks and rewards of ownership of the
- b. The company retains neither continuing managerial involvement to the degree usually associated
- c. The amount of revenue can be measured reliably;
- d. It is probable that the economic benefits associated with the transaction will flow to the company;
- e. The cost incurred or to be incurred in respect of the transaction can be measured reliably.

#### **ii. Cash Incentive**

Cash incentive income is recognized when Proceed Relialization Certificate (PRC) received from the bank against realization of cash incentive.

### **3.10 Financial expenses**

Financial expenses comprise interest expense on long term loan, short term loan, finance lease and other borrowings, bank commission and charges etc. All such costs are recognized in the statement of profit or loss and other Comprehensive Income except those are capitalized in accordance with IAS 23.

### **3.11 Statement of Cash flows**

Statement of cash flows is prepared principally in accordance with IAS-7: Cash Flows Statement and the cash flows from operating activities are presented under direct method.

### **3.12 Foreign currency transactions**

The financial statements are presented in Bangladeshi taka (Tk./BDT), which is the company's functional currency. Transactions in foreign currencies are recorded in the books at the exchange rate prevailing on the date of the transaction. Assets and liabilities in foreign currencies as on the reporting date are converted into Bangladeshi taka at the closing rate. Exchange gain or loss is recognised in Statement of Profit or Loss and Other Comprehensive Income as per IAS 21: The Effects of Changes in Foreign Exchange Rates.





## **Esquire Knit Composite Limited and its subsidiary**

Notes, Comprising a Summary of Significant Accounting Policies and Other Explanatory  
As at and for the year ended 30 June 2022

### **3.13 Leases**

Leases in terms of which the company assumes substantially all the risks and rewards incidental to ownership are classified as finance leases. Upon initial recognition, the leased asset is measured at an amount equal to the lower of its fair value or the present value of the minimum lease payments. The interest rate implicit in the lease has been used to calculate the present value of minimum lease payments. Subsequent to initial recognition, the asset is accounted for in accordance with the accounting policy applicable to that asset.

### **3.14 Earnings Per Share (EPS)**

The company presents basic and diluted (when dilution is applicable) Earnings Per Share (EPS) for its ordinary shares. Basic EPS is calculated dividing the profit or loss attributable to ordinary shareholders of the Company by the weighted average number of ordinary shares outstanding during the period, adjusted for the effect of change in number of shares for bonus issue, share split and reverse split. Diluted EPS is determined by adjusting the profit or loss attributable to ordinary shareholders and the weighted average number of ordinary shares outstanding and for the effects of all dilutive potential ordinary shares. However, dilution of EPS is not applicable for this financial statements as there was no dilutive potential ordinary shares during the relevant periods.

### **3.15 Events after the reporting period**

Events after the reporting period that provide additional information about the Company's position at the date of statement of financial position or those that indicate the going concern assumption is not appropriate are reflected in the financial statements. There are no material events that had occurred after the reporting period to the date of issue of these financial statements, which could affect the figures presented in the financial statements.

### **3.16 Provision**

A provision is recognized on the date of financial position if, as a result of past events, the company has a present legal obligation that can be estimated reliably and it is probable that an outflow of economic benefits will be required to settle the obligation.

### **3.17 Employee Benefit**

i. Workers' profit participation fund and welfare fund/ Contribution to central Fund (RMG Sector):  
This represent 5% of net profit before tax contributed by the company as per provisions of the Bangladesh Labour (Amendment) Act 2013 (Bangladesh Labour Law, 2006) and is payable to workers as defined in the said law complied in re-placed by the Act No. 30, Para 63 of the year 2013 as Central Fund at the rate applicable for RMG sector (0.03%) on realized revenue which is deducted at source by banks.



## **Esquire Knit Composite Limited and its subsidiary**

Notes, Comprising a Summary of Significant Accounting Policies and Other Explanatory  
As at and for the year ended 30 June 2022

### **ii. Gratuity**

Regular confirmed employee of the company who have completed minimum 5 (five) years of continuous service from the date of joining are eligible to gratuity payment at the time of separation of employment with the company

### **3.18 Interest Income**

Interest income is accrued at the applicable interest rate on bank deposits in the period in which it is incurred.

### **3.19 Finance costs**

Finance costs comprise interest expenses on bank loan and other borrowings and are recognised as expenses in the period in which they are incurred using applicable interest rate.

### **3.20 Revaluation surplus**

This represents the difference between book value and revalued amount of land and land development. As per IAS 16: Property, Plant and Equipment, revaluation is done with sufficient regularity to ensure that the carrying amount does not differ materially from that which would be determined using fair value at the end of the reporting period. The fair value of land was determined from market-based evidence by an appraisal as on July 20,2020 by Masih Muhith Haque & Co. which is a professionally qualified valuer.

### **3.21 Impairment**

#### **(a) Financial assets**

Accounts receivable and other receivable are assessed at each reporting date to determine whether there is any objective evidence of impairment. Financial assets are impaired if objective evidence indicates that a loss event has occurred after the initial recognition of the asset and that the loss event had a negative effects on the estimated future cash flows of that asset, that can be estimated reliably. Objective evidence that financial assets are impaired can include default or delinquency by a debtor, indications that a debtor or issuer will enter bankruptcy, etc.

#### **(b) Non-financial assets**

An asset is impaired when its carrying amount exceeds its recoverable amount. The company assesses at each reporting date whether there is any indication that an asset may be impaired. If any such indication exists, the company estimates the recoverable amount of the asset. The recoverable amount of an asset is the higher of its fair value less costs to sell and its value in use.



## Esquire Knit Composite Limited and its subsidiary

Notes, Comprising a Summary of Significant Accounting Policies and Other Explanatory  
As at and for the year ended 30 June 2022

Carrying amount of the assets is reduced to its recoverable amount by recognizing an impairment loss if, and only if, the recoverable amount of the asset is less than its carrying amount. Impairment loss is recognized immediately in profit or loss, unless the asset is carried at revalued amount. Any impairment loss of a revalued asset is treated as a revaluation decrease.

### 3.22 Comparative information

Comparative information has been disclosed in respect of year 2018-19 for all numerical information of the financial statements and also the narrative and descriptive information when it is relevant for understanding of the current period's financial statements. Last year figures have been rearranged where considered necessary to conform to current years presentation.

### 3.23 Compliance with Financial Reporting Standards as applicable in Bangladesh:

IASs	Title	Remarks
1	Presentation of Financial Statements	Complied
2	Inventories	Complied
7	Statement of Cash Flows	Complied
8	Accounting Policies, Changes in Accounting Estimates and	Complied
10	Events after the Reporting Period	Complied
12	Income Taxes	Complied
16	Property, Plant & Equipment	Complied
19	Employee Benefits	Complied
21	The Effects of Changes in Foreign Exchange Rates	Complied
23	Borrowing Costs	Complied
24	Related Party Disclosures	Complied
32	Financial Instruments: Presentation	Complied
33	Earnings per Share (EPS)	Complied
34	Interim Financial Reporting	Complied
36	Impairment of Assets	Complied
37	Provisions, Contingent Liabilities and Contingent Assets	Complied
38	Intangible Assets	Complied

IFRS	Title	Remarks
7	Financial Instruments: Disclosures	Complied
9	Financial Instruments	Complied
12	Disclosure of Interests in Other Entities	Complied
13	Fair Value Measurement	Complied
15	Revenue from Contracts with Customer	Complied
16	Leases	Complied

### 3.24 General

- i. Figures have been rounded off to the nearest Taka.
- ii. Previous year's figures have been rearranged wherever considered necessary to conform to the current year's presentation.



Notes	Particulars	Amount in Taka	
		30-Jun-2022	30-Jun-2021
<b>4.00 Property, plant and equipment</b>			
(A) Cost/ Revaluation			
i) Freehold assets			
Opening balance		8,718,926,424	6,837,515,173
Add: Addition during the year		371,076,917	1,881,411,252
		<u>9,090,003,341</u>	<u>8,718,926,424</u>
ii) Leasehold assets			
Opening balance		99,420,368	99,420,368
Add: Addition during the year		-	-
		<u>99,420,368</u>	<u>99,420,368</u>
Total (A)		<u>9,189,423,709</u>	<u>8,818,346,792</u>
Add: Property, Plant and Equipment of L'Esquire Ltd ( Subsidiary)		<u>95,379,395</u>	<u>90,220,395</u>
		<u>9,284,803,104</u>	<u>8,908,567,187</u>
(B) Accumulated depreciation			
i) Freehold assets			
Opening balance		2,443,042,346	2,214,040,447
Add: Charged during the year		242,230,137	229,001,898
		<u>2,685,272,482</u>	<u>2,443,042,346</u>
ii) Leasehold assets			
Opening balance		59,723,018	47,295,472
Add: Charged during the year		12,427,546	12,427,546
		<u>72,150,564</u>	<u>59,723,018</u>
Total (B)		<u>2,757,423,046</u>	<u>2,502,765,364</u>
Add: Property ,Plant and Esuipment of L'Esquire Ltd ( Subsidiary)		<u>17,665,292</u>	<u>9,030,391</u>
		<u>2,775,088,338</u>	<u>2,511,795,755</u>
(C) Written Down Value (A-B)		<u>6,509,714,766</u>	<u>6,396,771,432</u>
A schedule of property, plant and equipment is given in Annexure-A.			
<b>5.00 Capital work-in-progress</b>			
Opening balance		1,671,580,884	715,326,604
Add: Addition during the year	5.01	946,495,332	1,006,238,634
		<u>2,618,076,216</u>	<u>1,721,565,238</u>
Less: Transferred to Property, Plant & Equipment		345,203,064	49,984,354
		<u>2,272,873,152</u>	<u>1,671,580,884</u>
Add: Capital work in progress of L'Esquire Ltd ( Subsidiary)		427,114,189	186,149,066
		<u>2,699,987,342</u>	<u>1,857,729,950</u>
<b>5.01 Addition during the year</b>			
Valuka Project		447,384,527	1,003,695,748
Machineries in work in process		345,203,064	-
Building materials		153,907,741	2,542,886
		<u>946,495,332</u>	<u>1,006,238,634</u>
A schedule of capital work in progress addition during the year is given in Annexure-B.			
<b>6.00 Investment in shares</b>			
Esquire Accessories Limited		10,275,000	10,275,000
L' Esquire Ltd		42,000,000	42,000,000
Esquire Electronics Limited		-	37,500,000
Investment in ICL Unit Fund		100,000,000	100,000,000
		<u>152,275,000</u>	<u>189,775,000</u>
Less: Investment in L'Esquire Ltd ( Subsidiary)		<u>42,000,000</u>	<u>42,000,000</u>
		<u>110,275,000</u>	<u>147,775,000</u>
<b>7.00 Inventories</b>			
		Quantity	
		30.06.2022	30.06.2021
Yarn (kg)		2,329,864	2,304,588
Dyes (kg)		229,866	215,529
Chemical (kg)		1,267,368	1,316,954
Finishing Materials	7.01	-	-
Materials in transit	7.02	-	-
Spare parts and consumable items	7.03	-	-
Work in process	7.04	-	-
Finished goods (pcs.)	7.05	1,728,752	1,267,708
		30.06.2022	30.06.2021
		Taka	Taka
		659,657,698	837,871,652
		226,045,504	242,337,642
		132,240,273	130,155,983
		1,185,015,121	740,178,282
		160,307,088	129,872,558
		287,638,311	245,213,080
		857,289,380	791,466,248
		<u>230,016,352</u>	<u>274,046,371</u>

Notes	Particulars	Amount in Taka	
		30-Jun-2022	30-Jun-2021
		<b>3,738,209,728</b>	<b>3,391,141,816</b>
	A schedule of inventories is given in Annexure-C. Add: Inventories of L'Esquire Ltd ( Subsidiary )	7,954,670	1,547,757
		<b>3,746,164,398</b>	<b>3,392,689,573</b>
<b>7.01</b>	<b>Finishing Materials</b>		
	Packing materials	293,218,130	402,155,744
	Accessories	775,827,818	238,053,367
	Sewing Thread	107,243,479	97,243,478
	Printing & Embroidery materials	8,725,694	2,725,693
		<b>1,185,015,121</b>	<b>740,178,282</b>
	A schedule of finishing materials is given in Annexure-C.		
<b>7.02</b>	<b>Materials in transit</b>		
		<b>Quantity</b>	
		<b>30.06.2022</b>	<b>30.06.2021</b>
	Yarn (kg)	16,935	17,636
	Dyes (kg)	12,729	13,256
	Chemical (kg)	17,663	18,272
	Machine	-	-
	Finishing Materials	-	-
	Spare Parts	-	-
		<b>160,307,088</b>	<b>129,872,558</b>
		59,840,348	46,750,272
		26,656,269	21,671,763
		28,713,680	23,908,132
		16,471,590	13,714,896
		12,566,676	10,446,115
		16,058,526	13,381,380
		<b>160,307,088</b>	<b>129,872,558</b>
<b>7.03</b>	<b>Spare parts and consumable items</b>		
	Spareparts & Consumable items	287,638,311	245,213,080
		<b>287,638,311</b>	<b>245,213,080</b>
	A schedule of spare parts and consumable items is given in Annexure-D.		
<b>7.04</b>	<b>Work in Process</b>		
		<b>Quantity</b>	
		<b>30.06.2022</b>	<b>30.06.2021</b>
	Knitting (kg)	79,496	89,549
	Finished Fabric (kg)	1,069,146	1,101,933
	Cutting (Pcs)	1,818,365	3,892,789
	Embroidery (Pcs)	44,827	4,336
	Printing (Pcs)	301,279	7,546
	Sewing (Pcs)	551,251	1,096,381
		<b>857,289,380</b>	<b>791,466,248</b>
		30,999,932	23,709,465
		424,631,528	565,861,073
		284,967,596	101,423,962
		4,697,724	1,302,084
		12,919,963	2,651,908
		99,072,636	96,517,755
		<b>857,289,380</b>	<b>791,466,248</b>
	A schedule of work in process is given in Annexure-E.		
<b>7.05</b>	<b>Finished Goods (pcs.)</b>		
		<b>Quantity</b>	
		<b>30.06.2022</b>	<b>30.06.2021</b>
	Opening	1,267,708	1,021,663
	Add: Production during the year	46,565,488	39,025,299
		47,833,196	40,046,962
	Less: Delivered during the year	46,104,444	38,779,254
		<b>1,728,752</b>	<b>1,267,708</b>
		274,046,370	196,992,470
		7,799,293,224	6,536,380,483
		8,073,339,594	6,733,372,953
		7,843,323,242	6,459,326,582
		<b>230,016,352</b>	<b>274,046,370</b>
<b>8.00</b>	<b>Accounts receivables</b>		
		<b>1,297,557,977</b>	<b>1,236,543,153</b>
	A schedule of account receivable is given in Annexure-F.		
	Add: Inventories of L'Esquire Ltd ( Subsidiary )	13,564,556	6,610,564
		<b>1,311,122,533</b>	<b>1,243,153,717</b>

Disclosure as per Schedule XI, Part I, Para (F) of the Companies Act 1994:

**I. Debt considered good in respect of which the company is fully secured**

The debtors occurred in the ordinary course of business are considered good and secured against confirmed L/C.

**II. Debt considered good for which the company hold no security other than the debtors' personal security**

There is no such debt in this respect as on 30 June 2022.

**III. Debt considered doubtful or bad**

The company does not make any provision for doubtful debts as on 30 June 2022, because of the fact that sales/export are being made on 100% confirmed L/C basis with fixed maturity dates.

**IV. Debt due by directors or other officers of the company**

There is no such debt in this respect as on 30 June 2022.



Notes	Particulars	Amount in Taka	
		30-Jun-2022	30-Jun-2021
<b>V. Debt due by Common Management</b>			
There are no amount due from sister company under common management as on 30 June 2022.			
<b>VI. The maximum amount due by directors or other officers of the company</b>			
There is no such debt in this respect as on 30 June 2022.			
<b>Aging of accounts receivable</b>			
The aging of gross trade receivables as at the statement of financial position date was:			
	Past due 0-90 days	1,297,557,977	1,236,543,153
	Past due 91-180 days	-	-
	Past due 181 -365 days	-	-
	Past due more than 365 days	-	-
		<u>1,297,557,977</u>	<u>1,236,543,153</u>
<b>9.00</b>	<b>Other receivables</b>		
	Cash incentive	3,089,000	3,372,700
	Accrued interest on FDR	1,057,703	445,389
		<u>4,146,703</u>	<u>3,818,089</u>
<b>10.00</b>	<b>Advance, deposit and prepayments</b>		
	Advance	10.01 391,442,265	570,881,578
	Deposit	10.02 229,033,513	66,441,233
	Prepayments	10.03 12,320,052	9,152,833
		<u>632,795,830</u>	<u>646,475,644</u>
	<b>Add: Advance, deposit and Prepayments of L'Esquire Ltd</b>	<u>8,013,468</u>	<u>125,604</u>
		<u>640,809,298</u>	<u>646,601,248</u>
<b>10.01</b>	<b>Advance</b>		
	Advance to creditors	272,596,564	476,304,571
	Advance against salaries	12,418,886	11,401,705
	Payment to L'esquire for Valuka project	385,037,935	265,739,053
	Advance Income Tax	10.1.1 106,426,815	83,175,302
		<u>776,480,199</u>	<u>836,620,631</u>
	A schedule of advance given to creditors is given in <b>Annexure-G</b> .		
	Less: Payment to L'Esquire Ltd ( subsidiary)	385,037,935	265,739,053
		<u>391,442,265</u>	<u>570,881,578</u>
<b>10.1.1</b>	<b>Advance Income Tax</b>	<u>30.06.2022</u>	<u>30.06.2021</u>
	Opening balance	83,175,302	104,143,833
	Add: Addition during the year	10.1.1.1 60,060,668	47,324,826
		143,235,970	151,468,659
	Less: Adjustment for assessment year-2018-19	-	38,510,645
	Less: Adjustment for assessment year-2019-20	-	29,782,712
	Less: Adjustment for assessment year-2020-21	36,809,155	-
		<u>106,426,815</u>	<u>83,175,302</u>
<b>10.1.1.1</b>	<b>Advance Income Tax addition</b>		
	Advance Income Tax on Car	2,919,000	2,582,500
	Advance Income Tax on FDR Interest	388,683	3,939,214
	Tax on unit fund-ICL	1,695,000	-
	TDS on Cash Incentive	4,035,380	3,245,400
	TDS on Import Stage	3,007,336	2,964,804
	TDS on Export Proceeds	48,015,269	34,592,908
		<u>60,060,668</u>	<u>47,324,826</u>
<b>10.02</b>	<b>Deposit</b>		
	Guarantee margin & LC margin	2,892,017	2,892,017
	Security deposit	10.2.1 12,691,354	12,691,354
	FBPAR & margin account	10.2.2 213,450,141	50,857,861
		<u>229,033,513</u>	<u>66,441,233</u>
<b>10.2.1</b>	<b>Security deposit</b>		
	Rural Electrification Board (REB) for electricity	7,295,517	7,295,517
	Security Deposit-BSCIC	1,455,000	1,455,000
	PIL Bangladesh Ltd	400,000	400,000
	Mobile phone	60,000	60,000
	Lease rental	691,260	691,260
	Titas Gas Transmission & Distribution Company Limited for gas	2,789,577	2,789,577
		<u>12,691,354</u>	<u>12,691,354</u>



Notes	Particulars	Amount in Taka	
		30-Jun-2022	30-Jun-2021
<b>10.2.2</b>	<b>FBPAR &amp; margin account</b>		
	FBPAR A/C with DBBL -in Dollar (783)	10,773,990	11,102,459
	FBPAR A/C with DBBL -in Dollar (63)	3,524,284	7,429,461
	FBPAR A/C with DBBL -in EURO	139,974	144,633
	FBPAR A/C with EBL -in Dollar	183,332,220	32,104,705
	FBPAR A/C with EBL -in EURO	13,575,790	76,603
	Margin A/C with EBL -in Dollar	59,041	-
	Margin A/C with EBL -in EURO	2,044,843	-
		<b>213,450,141</b>	<b>50,857,861</b>
<b>10.03</b>	<b>Prepayments</b>		
	Insurance premium	<b>12,320,052</b>	<b>9,152,833</b>

**10.04 Aging of advance, deposit & prepayment**

The aging of advance, deposit & prepayment as at the statement of financial position date was as follows:

Past due 0-90 days	776,480,199	836,620,631
Past due 91-180 days	48,015,269	47,324,826
Past due 181 -365 days	(204,390,993)	(250,161,166)
Past due more than 365 days	12,691,354	12,691,354
	<b>632,795,830</b>	<b>646,475,644</b>

**10.05 The details breakup of advance, deposit and prepayment as per requirement of Schedule XI, part I, para (J) of the Companies Act, 1994 stated below:**

Advance, deposit and prepayments exceeding 6 months	(191,699,639)	(237,469,812)
Advance, deposit and prepayments not exceeding 6 months	48,015,269	36,767,770
Other advance, deposit and prepayments less provision	229,033,513	54,682,360
Advance, deposit and prepayments considered good and secured	535,027,800	736,796,521
Advance, deposit and prepayments due by Other Officers (against Salary)	12,418,886	11,401,705

**11.00 Investment**

Investment in FDR

11.01	102,180,441	98,507,093
	<b>102,180,441</b>	<b>98,507,093</b>

**11.01 Investment in FDR**

Bank Name	A/C No	Principle	Term (Months)	Maturity Date		
	506.0001926	2,923,858	12	29.12.2022	3,635,780	3,471,740
	504.0017552	2,793,573	12	28.02.2023	3,408,201	3,310,822
	504.0019071	10,865,251	12	06.07.202	13,537,570	13,010,638
Dutch	504.0019148	21,730,503	12	14.07.2022	27,075,140	26,021,277
Bangla	504.0020915	21,228,452	12	10.03.2023	26,109,836	25,312,492
Bank	504.0021052	10,592,585	12	19.03.2023	13,028,299	12,630,440
Limited	504.0008214	10,332,957	12	28.06.2023	12,708,035	12,319,956
	504.0025965	2,051,913	12	15.06.2023	2,500,797	2,429,728
	527.000.0316	175,201	12	15.04.2023	176,782	
					<b>102,180,441</b>	<b>98,507,093</b>

These FDRs have been liened with Dutch Bangla Bank Limited for maintenance of margin for L/C liabilities and bank guarantees.

**12.00 Cash and cash equivalents**

Cash in hand

Cash at bank

12.01	2,526,893	19,472,887
12.02	509,041,672	657,667,546
	<b>511,568,565</b>	<b>677,140,433</b>

Add: Cash and cash Equivalents of L'Esquire Ltd

	52,159,929	65,055,469
	<b>563,728,494</b>	<b>742,195,902</b>

**12.01 Cash in hand**

Head Office

Factory

	800,000	13,405,000
	1,726,893	6,067,887
	<b>2,526,893</b>	<b>19,472,887</b>



Notes	Particulars	Amount in Taka	
		30-Jun-2022	30-Jun-2021

### 12.02 Cash at bank

Bank Name	Branch	A/C Type	A/C No.		
Dutch Bangla Bank Ltd.	Local office	FCAD(\$)	101.117.163	8,501,685	49,179,088
Dutch Bangla Bank Ltd.	Local office	FCAD(€)	101.119.20	530,147	5,581
Dutch Bangla Bank Ltd.	Local office	FCAD(\$)	101.110.0006900	26,234	398,039,467
Dutch Bangla Bank Ltd.	Kawran Bazar	CD	101.110.36941	12,825	85,467
Dutch Bangla Bank Ltd.	Kawran Bazar	CD	101.120.5645	267,856	521,803
Dutch Bangla Bank Ltd.	Kawran Bazar	CD	101.120.5692	29,750	423,146
Eastern Bank Ltd.	Principal	FCAD(\$)	101.305.3310	63,990	58,003
Eastern Bank Ltd.	Principal	EOQ(\$)	101.310.060.5881	31,989,757	-
Dutch Bangla Bank Ltd.	Kawran Bazar	CD	107.120.484	108,484	407,987
BRAC Bank Ltd.		CD	1505203551787001	5	139,873,894
BRAC Bank Ltd.		FCAD(\$)	1505203551787002	-	-
Jamuna Bank Ltd.	Mohakhali	CD	102.100.15098	2,043	2,065
NCC Bank CD A/C	Baridhara	CD	107.021.000.1597	21,837	22,757
One Bank Ltd.	Agrabad, Ctg.	CD	003.105.0001366	20,386	267,284
Al -Arafa Islami Bank Ltd		CD	0141020047786	3,485	15,000
Al -Arafa Islami Bank Ltd		CD	541.020.010.677	12,981,794	-
Al -Arafa Islami Bank Ltd		FCAD(\$)	0549580000352	23,152	-
Al -Arafa Islami Bank Ltd		FCAD(\$)	0549880000366	19,579	-
Al -Arafa Islami Bank Ltd		FCAD(\$)	0549850000453	58,028,198	-
Bank Asia		CD	62733000256	6,079,129	206,556
Dutch Bangla Bank Ltd.		CD	107.110.0031497	1,880,972	1,886,117
Shahajalal Islamic Bank		CD	40331100000679	-	2,355
South Bangla Ariculture		CD	001.011.1005482	16,446	14,655
United Commercial Bank		CD	781.101.000002124	50,631,409	593,569
United Commercial Bank		FCAD (\$ )	0781184000000267	321,459,164	56,349,212
UCBL -FACD in USD A/C		FCAD (\$ )	0781181000000193	14,611,250	7,362,473
HSBC		CD	001-011576-011	91,657	41,415
Dutch Bangla Bank Ltd.		CD	101.120.0007676	840,314	2,290,589
One Bank Ltd.		CD	0031020009947	14,838	15,758
Dutch Bangla Bank Ltd.		CD	1011200007863	754,622	-
Dutch Bangla Bank Ltd.	Local office, Dilkusha	FC ( USD)		-	-
City Bank		CD	1103309469001	28,048	-
One Bank Ltd.	Mirpur	CD	110039901005	2,616	3,306
				<b>509,041,672</b>	<b>657,667,546</b>

### 13.00 Share capital

#### Authorized capital

200,000,000 Ordinary shares of Tk.10 each

**2,000,000,000**      **2,000,000,000**

#### Issued, subscribed and paid-up capital

134,895,833 Ordinary shares of Tk.10 each fully paid

**1,348,958,330**      **1,348,958,330**

Details of the shareholdings are as under:

Name of Shareholders	% held	No. of shares		30.06.2022	30.06.2021
		30.06.2022	30.06.2021	Taka	Taka
Md. Mofazzal Hossain	21.34%	28,791,667	28,791,667	287,916,670	287,916,670
Md. Ehsanul Habib	11.14%	15,032,960	15,032,960	150,329,600	150,329,600
Arifur Rahman	5.87%	7,925,000	7,925,000	79,250,000	79,250,000
Md. Muddasar Hossain	5.87%	7,925,000	7,925,000	79,250,000	79,250,000
Mrs. Peara Begum	2.73%	3,681,343	3,681,343	36,813,430	36,813,430
Esquire Dyeing Industries Ltd.	21.93%	29,581,343	29,581,343	295,813,430	295,813,430
Esquire Accessories Ltd.	0.90%	1,214,677	1,214,677	12,146,770	12,146,770
Esquire Electronics Ltd.	4.34%	5,848,010	5,848,010	58,480,100	58,480,100
General Public and Institution	25.87%	34895833	34,895,833.00	348,958,330	348,958,330
	<b>100%</b>	<b>134,895,833</b>	<b>134,895,833</b>	<b>1,348,958,330</b>	<b>1,348,958,330</b>

The company increased its authorised capital from 1,500 million to 2,000 million by passing a special resolution in the company's Extra Ordinary General Meeting (EGM) held on 22 December 2016.





Notes	Particulars	Amount in Taka	
		30-Jun-2022	30-Jun-2021
13.01	<b>Non-controlling Interest</b>		
	Share Capital (42000 Ordinary shares @ Tk.10 each)	420,000	420,000
	<b>Retained Earnings</b>		
	Opening balance	(59,575)	-
	Add: Net profit after tax for the year	(88,184)	(59,575)
		<u>(147,759)</u>	<u>(59,575)</u>
		<u>272,241</u>	<u>360,425</u>
14.00	<b>Share premium</b>		
	Share premium	1,086,653,150	1,151,041,650
	Less: IPO Expense	-	64,388,500
		<u>1,086,653,150</u>	<u>1,086,653,150</u>

In 2018-19, total amount of share share premium tk 1,151,041,650 (20,833,332 shares @ Tk 35 premium for Eligible Investor & 14,962,501 shares @ Tk 30 premium for General Public) was received as share premium in respect of issued to share holder through IPO

15.00	<b>Revaluation surplus</b>	<u>3,739,289,135</u>	<u>3,739,289,135</u>
16.00	<b>Retained earnings</b>		
	Opening balance	2,481,375,217	2,387,817,831
	Add: Net profit after tax for the year	318,755,674	295,901,136
	Less: Cash dividend	178,546,493	202,343,750
		<u>2,621,584,399</u>	<u>2,481,375,217</u>
	Add: Share Capital of L'Esquire Ltd		
		<u>2,621,584,399</u>	<u>2,481,375,217</u>
17.00	<b>Deferred Tax liabilities</b>		
	Deferred tax liabilities have been recognized and measured in accordance with the provisions of IAS 12: Income Taxes.		
	Deferred tax liabilities related to Profit and Loss A/C	121,710,267	117,058,209
	Deferred tax Liabilities related to other comprehensive income	155,803,714	155,803,714
		<u>277,513,981</u>	<u>272,861,923</u>
	Add: Deferred tax of L'Esquire Ltd	862,890	-
		<u>278,376,872</u>	<u>272,861,923</u>

17.01 **Deferred tax liabilities**

	Carrying amount Taka	Tax base Taka	Taxable temporary difference Taka
As at 30 June 2022			
<b>Deferred tax liabilities related to Profit and Loss A/C</b>			
Property, plant and equipment excluding land	2,413,454,663	1,399,202,434	1,014,252,229
Applicable tax rate			12.00%
Deferred tax liability			<u>121,710,267</u>
<b>Deferred tax Liabilities related to other comprehensive income</b>			
Revaluation reserve for land	3,895,092,849	Nil	3,895,092,849
Applicable tax rate			4.00%
Deferred tax liability			<u>155,803,714</u>
As at 30 June 2021			
<b>Deferred tax liabilities related to Profit and Loss A/C</b>			
Property, plant and equipment excluding land	2,297,036,147	1,321,551,071	975,485,076
Applicable tax rate			12%
Deferred tax liability			<u>117,058,209</u>



Notes	Particulars	Amount in Taka		
		30-Jun-2022	30-Jun-2021	
		Carrying amount Taka	Tax base Taka	Taxable temporary difference Taka
	<b>Deferred tax Liabilities related to other comprehensive income</b>			
	Revaluation reserve for land	3,895,092,849	Nil	3,895,092,849
	Applicable tax rate			4.00%
	Deferred tax liability			<u>155,803,714</u>
<b>17.02</b>	<b>Deferred Tax Expenses</b>			
	Deferred Liabilities at the end of the period		121,710,267	117,058,209
	Deferred Liabilities at the beginning of the period		117,058,209	108,413,149
	Deferred Tax expenses		<u>4,652,058</u>	<u>8,645,060</u>
	Add: Deferred tax expenses of L'Esquire Ltd		862,890	-
			<u>5,514,949</u>	<u>8,645,060</u>
<b>18.00</b>	<b>Long term loan net of current maturity</b>			
	International Finance Corporation	18.01	1,177,976,188	1,180,900,000
	Jamuna Bank Limited	18.02	24,661,058	26,598,619
	Dutch Bangla Bank Limited-Term Loan	18.03	-	1,532,164,948
	Al arafa Islamic Bank Ltd	18.04	1,489,314,847	-
	IDLC Finance Limited		27,362,006	43,110,391
			2,719,314,099	2,782,773,959
	Less: Current portion of long term loan		291,839,388	638,302,027
			-	-
	Al arafa Islamic Bank Ltd		256,271,616	602,734,255
	Jamuna Bank Limited		15,495,492	15,495,492
	IDLC Finance Limited		20,072,280	20,072,280
			<u>2,427,474,711</u>	<u>2,144,471,932</u>
	Add/less : Long term loan of L'Esquire Ltd		-	-
			<u>2,427,474,711</u>	<u>2,144,471,932</u>
<b>18.01</b>	<b>International Finance Corporation</b>		<u>1,177,976,188</u>	<u>1,180,900,000</u>

Particulars of the term loans are given below.

(Amount in USD)			
Bank Name	Loan Account	Particulars	Outstanding as on 30.06.2022
International Finance Corporation	IFC	Long term loan for Expansion project	Limit: 14000000 Tenor: 8 period/years Interest Rate: 3.50(LIBOR+Margin)

Collateral: A first ranking registered Mortgage on all land and Buildings of the Company. A first ranking hypothecation on all present and future movable assets (other than current assets and stocks) of the Company by executing a deed of the hypothecation. Personal joint and several first demand payment guarantee from the Sponsors. Joint and several first demand payment guarantee from the Companies.

**18.02 Jamuna Bank Limited**

24,661,058      26,598,619

Details of the term loan with Jamuna Bank Limited are as under:

Bank Name	Facilities	Particulars
Jamuna Bank Limited	Term Loan	Limit: 30,000,000 Tenor: 60 months Pricing: 9.00% p.a.
Jamuna Bank Limited	Term Loan	Limit: 20,000,000 Tenor: 60 months Pricing: 9.00% p.a.

Collateral: Security cheque covering the Term Loan amount with letter of approach duly signed by the authorized person. Personal Guarantee of all the Directors of the company, supported by duly signed individual personal net worth statement. Corporate Guarantee of Shah Garments Limited, supported by MOA, AOA and Board resolution.



Notes	Particulars	Amount in Taka	
		30-Jun-2022	30-Jun-2021
18.03	Dutch Bangla Bank Ltd	-	1,532,164,948
18.04	Al Arafa Islamic Bank Ltd	1,489,314,847	-

Details of the banking facilities with Dutch Bangla Bank Limited are as under:

Bank Name	Facilities	Particulars
AIBL	Back to Back LC (Foreign/Local-Sight/Deferred/UPAS/EDF) / Bills	Limit: 2,850,000,000 Tenor: 01 Year (On Revolving Basis) Pricing: 0.20% 1st Qtr. EDF LC Max. 100 Cr. And LC for Capital Machinery & SP & Equipment will be 15 Cr. EDF interest will be As per Bangladesh Bank Circular
	Bai-Salam & Bai-Istisna (Inner Limit of Bai-Muajjal)	Limit: (550,000,000) Tenor: Bai-Istisna-60 days & Bai-Salam-120 days Pricing: 7.00% p.a.
	Bai-Muajjal	Limit: 600,000,000 Tenor: 01 Year (On Revolving Basis) Pricing: 8.75% p.a.
	Letter of Credit - Machinery (Sight/Deferred/360 days UPAS)	Limit: Euro 1,310,000 Equivalent to TK 133,600,000, Tenor: Sight/Deferred/360 days UPAS Pricing: 0.20% 1st Qtr.
	HPSM - Machinery	Limit: 106,900,000, Tenor: 7 years Pricing: 0.20% 1st Qtr.
	Term Loan - HPSM (Industrial) Facility	Limit: 1,460,000,000, Tenor: 8 Years Pricing: 8.75% p.a.
	Term Loan - HPSM (Transport) Facility	Limit: 9,600,000, Tenor: 2.5 Years Pricing: 8.75% p.a.
	Term Loan - HPSM (RE) Facility	Limit: 2,72,400,000, Tenor: 6 Years Pricing: 8.75% p.a.
	Loan against trust receipt (LTR)	Limit: 100,000,000 Tenor: 01 Year (On Revolving Basis) Pricing: 8.75% p.a.
	Letter of Guarantee - 1	Limit: 50,000,000 Pricing: 0.40% per quarter.

Bank Name	Facilities	Particulars
AIBL	Letter of Guarantee - 1 (One Off)	Limit: 350,000,000 Pricing: Nil
	Letter of Guarantee - 1 (Single Case)	Limit: 2,273,600,000 Pricing: Nil
	MDB/MDB-FC	Limit: 100,000,000 Tenor: 01 Year (On Revolving Basis) Pricing: 8.75% p.a.
	FBP/FBC/Quard against cash assistance	As per Export Policy



Notes	Particulars	Amount in Taka	
		30-Jun-2022	30-Jun-2021

Collateral: i) Registered mortgage (to be executed) of 851.85 decimal land and factory structures thereon (458145 sft) having forced sale value of Tk. 142.96 Cr. & market value of TK. 178.70 Cr. (As per branch valuation dated 22.09.2021 & 28.10.2021) schedule of the said property is depicted below: 223.00 decimals at kanchpur, Narayanganj (129 decimals in the name of Esquire Knit Composite Ltd; 60 decimals in the name of New Dhaka Ceramic Industries Limited and 34 decimals in the name of Md. Mofazzal Hossain & Ehsanul Habib. 381.60 decimals at Mouza-Zamaldi, P. S- Gajaria, Dist.- Munshiganj (203.10 decimals in the me of Esquire Knit Composite Ltd; 178.50 decimals in the name of (i) Md. Mofazzal Hossain, (ii) Md. Ehsanul Habib, (iii) Md. Arifur Rahman, (iv) Md. Muddasar Hossain. 245.00 decimals at Mouza- Zamirdia, P. S- Vhaluka, Dist.- Mymensingh in the name of (i) Md. Mofazzal Hossain, (ii) Md. Arifur Rahman, (iv) Md. Muddasar Hossain. 7130+7130 = 14,260 (Fourteen Thousand Two Hundred Sixty) square feet on the 9th & 10th floor and 10 car parking space no. 1,2,3,4,5,6,11,21 & 22 on the basement- 2 floor of the commercial building namely "Ideal Trade Center" at Mouza- Begunbari, Tejgaon, Dhaka in the name of Esquire Knit Composite Ltd. ii) First Charge shall be created with Registrar of Joint Stock Company on the fixed & floating assets & book debts of the company both present & future withing 21 days from the date of execution of documentation and certificate to be submitted from RJSC against limited company. iii) Personal Guarantee of all the directors of the company. iv) Personal Guarantee of owners mortgaged properties.

**19.00 Finance lease obligation net of current maturity**

IDLC Finance Limited	4,215,177	7,619,878
IPDC Finance Limited	1,720,844	4,348,674
	<b>5,936,022</b>	<b>11,968,552</b>
Less: Current portion of finance lease obligation-IDLC	3,328,665	5,468,220
Less: Current portion of finance lease obligation-IPDC	1,720,844	2,993,544
	<b>5,049,509</b>	<b>8,461,764</b>
	<b>886,513</b>	<b>3,506,788</b>
Net changes of finance lease of L'esquire Ltd	1,390,364	(2,083,425)
	<b>2,276,877</b>	<b>1,423,363</b>

**19.01 Lease Liability (Current Portion)**

Add: Lease Liability of L'Esquire Ltd	5,049,509	8,461,764
	<b>4,586,232</b>	<b>4,192,908</b>
	<b>9,635,741</b>	<b>12,654,672</b>

**IDLC Finance Limited**

Esquire Knit Composite Limited entered into lease agreement with IDLC Finance Limited from the year 2016 to 2022 for vehicles. Esquire Knit Composite Limited pays fixed monthly installments which comprise principal and interest in return.

**IPDC Finance Limited**

Particulars of the above lease finance(vehicle) are given below.

Name of the lender	Name of Facilities	Particulars
IPDC Finance Limited	Lease Finance	Limit: 8,700,000 Tenor: 60 months Pricing: 14.00% p.a.
IPDC Finance Limited	Lease Finance	Limit: 2,750,000 Tenor: 60 months Pricing: 14.00% p.a.

Collateral: The Security arrangements will include but are not limited to:

1. Registration & Comprehensive Insurance of the vehicles in favor of IPDC. 2. Personal Guarantee of all sponsor Directors of the Lessee(s). 3. Cross Corporate Guarantee of the Lessee(s) (Supported by Board Resolution and undertaking to amend MEMART by incorporating the clause empowering to provide corporate guarantee, if not Legally enforceable by MEMART). 4. Security cheque. 5. Post-Dated cheques (PDCs) for monthly rental payment. 6. Demand Promissory Note along with Letter of Continuation. 7. Other usual charge documents.

**Details of Lease Agreement**

Lease From	Purpose	Finance Amount	Lease Term	Monthly Rental	Rental Paid	(Amount in Taka)
						Future Payment
IDLC	Vehicle	29,000,000	5 Years	565,310	27,744,935	1,255,065
IPDC	Vehicle	11,450,000	5 Years	249,462	9,729,156	1,720,844
		<b>40,450,000</b>		<b>814,772</b>	<b>37,474,091</b>	<b>2,975,909</b>



Notes	Particulars	Amount in Taka		
		30-Jun-2022	30-Jun-2021	
<b>20.00</b>	<b>Short term loan</b>			
	Dutch Bangla Bank Limited	20.01	217,891,244	929,802,980
	Al arafa Islamic Bank Ltd	20.02	605,882,000	-
	Eastern Bank Limited	20.03	81,421,780	16,206,792
	United commercial Bank Limited	20.04	228,656,365	64,060,332
	Bank Asia limited		250,000,000	255,752,188
	The City Bank limited		13,980,103	-
	Lankan Alliance		300,025,000	-
	South Bangla		250,000,000	-
	IFIL		124,497,541	103,290,000
	IPDC Finance Limited		101,508,345	110,323,760
			<b>2,173,862,378</b>	<b>1,479,436,051</b>
	Add: Short term loan of L'Esquire Ltd		134,029,833	-
			<b>2,307,892,211</b>	<b>1,479,436,051</b>

**20.01 Short Term Loan Dutch Bangla Bank Limited**

HPSM (Transport) Short Term	-	72,334,052
LTR- MPI (Trust Receipt)	-	2,741,194
Estimulas fund	217,891,244	-
Overdraft	-	275,542,296
PAD-Foreign cash	-	23,132,011
Short term loan-EMI	-	164,515,902
Other loans	-	391,537,525
	<b>217,891,244</b>	<b>929,802,980</b>

**20.01.1 Overdraft**

Name of the Bank	Branch	Account #		
Dutch Bangla Bank Ltd.	Kawran Bazar	954.440.1000.000.37	-	193,100,555
Dutch Bangla Bank Ltd.	Kawran Bazar	954.417.000.0188	-	81,917,938
Dutch Bangla Bank Ltd.	Dilkusha	1014010000262	-	2,000
Dutch Bangla Bank Ltd.	Kawran Bazar	101.120.5645	-	521,803
			-	<b>275,542,296</b>

**20.02 Al arafa Islamic Bank Ltd**  
HPSM (Transport) Short Term  
LTR- MPI (Trust Receipt)  
Overdraft

	9,600,000	-
	78,360,000	-
20.02.1	517,922,000	-
	<b>605,882,000</b>	-

**20.02.1 Overdraft**

Name of the Bank	Branch	Account #		
OD- Bai-Muazzal (Gen) MEF			517,922,000	-
			<b>517,922,000</b>	-

Particulars such as the terms & conditions of the above short term loans are same as stated under Note # 17.3.

**20.03 Eastern Bank Limited**

Overdraft	30,634,280	16,206,792
Time loan normal	50,787,500	-
Loan against EDF	-	-
	<b>81,421,780</b>	<b>16,206,792</b>



Notes	Particulars	Amount in Taka	
		30-Jun-2022	30-Jun-2021

Particulars of the above banking facilities are given below:

Bank Name	Facilities	Particulars
Eastern Bank Limited	Back to Back LC (Usance/sight under EDF Including acceptance liability)	Limit: 1,800,000,000 Tenor: 180 days Pricing: 0.15% PQ.
	Acceptance (Raw Materials) [Within Line # 1]	Limit: (1,800,000,000) Tenor: 180 days Pricing: 0.15% PQ.
	Sight Letter of Credit-I (Financed through EDF) [Within Line # 1]	Limit: (1,200,000,000) Tenor: 180 days Pricing: 0.15% PQ.
	EDF Loan [Within Line # 1]	Limit: (1,200,000,000), As per Bangladesh Bank Circular
	Sight Letter of Credit (Machineries)	Limit: 50,000,000 Tenor: 360 days Pricing: 0.15% PQ.
	Usance Letter of Credit (Machineries) [Within Line # 2]	Limit: (50,000,000) Tenor: 360 days Pricing: 0.15% PQ.
	Acceptance (Machineries) [Within Line # 2]	Limit: (50,000,000) Tenor: 360 days Pricing: 0.15% PQ.
	Time Loan (Machineries) [Within Line # 2]	Limit: (45,000,000) Tenor: 360 days Pricing: 8.50% p.a.
	Letter of Guarantee	Limit: 10,000,000 Tenor: Up to 5 years Pricing: 0.20% PQ/ Minimum tk. 2500
Packing Credit	Limit: 125,000,000 Tenor: 120 days Pricing: 7.00% p.a.	

Bank Name	Facilities	Particulars
Eastern Bank Limited	Packing Credit	Limit: 125,000,000 Tenor: 120 days Pricing: 7.00% p.a.
	Overdraft (OD)	Limit: 30,000,000 Tenor: 360 days Pricing: 8.50% p.a.
	Time Loan [Within Line # 7]	Limit: (50,000,000) Tenor: 360 days Pricing: 8.50% p.a.
	FDBP	Limit: 150,000,000 Tenor: 45 days for Sight & 120 days for Deferred Pricing: As per schedule of the bank
	LDBP [Within Line # 7]	Limit: (50,000,000) Tenor: 45 days for Sight & 120 days for Deferred Pricing: 8.50% p.a. for BDT and 6MI+3.5% p.a. for USD

Collateral: 1) Registered Mortgage & Registered Power of Attorney on 5.97 bigha (197) decimal land and building thereon (Solely with Eastern Bank Limited), located at Mouza: Jamaldi, P.S. & SRO: Gazaria, District: Munshiganj, owned by Esquire Knit Composite Limited. Registered Mortgage as well as subsequent EBL charge to be created with RJSC for BDT 430.00 Million, which will continue. 2) 1st Registered Mortgage & Registered Power of Attorney on 1.00 bigha (33.25) decimal land and building thereon (Solely with Eastern Bank Limited), located at Mouza: Jamaldi, P.S. & SRO: Gazaria, District: Munshiganj, owned by Esquire Knit Composite Limited. Registered Mortgage as well as subsequent EBL charge to be created with RJSC for BDT 50.00 Million.



Notes	Particulars	Amount in Taka	
		30-Jun-2022	30-Jun-2021

20.04 United Commercial Bank Ltd.

	Branch	A/C #	Amount in Taka	
			30-Jun-2022	30-Jun-2021
Overdraft			26,263,190	12,945,782
Time loan normal		0781749000000347	192,072,437	41,382,491
EDF			10,320,738	9,732,060
			<b>228,656,365</b>	<b>64,060,332</b>

Particulars of the above banking facilities are given below:

Bank Name	Facilities	Particulars
United Commercial Bank Ltd.	Back to Back LC (Usance/sight under EDF Including acceptance liability)	Limit: 1,300,000,000 Tenor: 120 days Pricing: 0.25% PQ.
	Letter of Credit(Sight/Usance/UPAS)	Limit: 200,000,000 Tenor: 180 days Pricing: 9.00% PQ.
	Letter of Credit(Sight/Usance/UPAS)-Machinery (Inner of SLC/ULC/UPAS Limit of 20 Crore)	Limit: (50,000,000) Tenor: 360 days Pricing: 9.00% PQ.
	Loan against trust receipt (LTR)	Limit: 50,000,000 Tenor: 120 days Pricing: 9.00% PQ.
	Time Loan (Inner of LTR Limit)	Limit: (40,000,000) Tenor: 120 days Pricing: 9.00% PQ.
United Commercial Bank Ltd.	LBDP	Limit: 100,000,000 Tenor: 120 days Pricing: 9.00% PQ.
	Letter of Guarantee	Limit: 50,000,000 Pricing: 0.25% PQ.
	FBPD/OBU Discounting	Limit: 150,000,000 Tenor: 21 days Pricing: 9.00% p.a.
	Time Loan (Inner Limit of FBPD)	Limit: 80,000,000 Tenor: 90 days Pricing: 9.00% p.a.
	Time Loan	Limit: 150,000,000 Tenor: 150 days Pricing: 9.00% p.a.
	Packing Credit (Inner Limit With Time Loan)	Limit: (150,000,000) Tenor: 120 days Pricing: 7.00% p.a.
	Overdraft (OD)	Limit: 50,000,000 Tenor: 360 days Pricing: 9.00% p.a.

Collateral: Registered Mortgage of 91.35 decimal Land with 04 storied building (57,400 sqft) at Mouza: Jamaldi, P.S. & SRO: Gazaria, District: Munshiganj, owned by Esquire Knit Composite Limited. Pari-passu security sharing with other lenders: EBL, DBBL) over floating assets of the company. Personal Guarantee of all director of Esquire Knit Composite Ltd. & Esquire Dyeing Industries Limited except independent directors of Esquire Knit Composite Ltd. Corporate guarantee of Esquire Electronics Ltd., Esquire Dyeing Industries Ltd. & Esquire Accessories Ltd. with duly adopted board resolution. Post-dated MICR cheques (mode wise) signed by the authorized signatory of the company.

21.00 Unclaimed Dividend

3,475,908      4,176,706



Notes	Particulars	Amount in Taka	
		30-Jun-2022	30-Jun-2021
<b>22.00</b>	<b>Accounts payable</b>		
	Import liability and other creditors	<u>1,185,400,837</u>	<u>998,950,865</u>
	A schedule of import liability and other creditors is given in <b>Annexure-H</b> . Add: Accounts payable of L'Esquire Ltd ( Subsidiary)	7173179	28,399,188
		<u>1,192,574,016</u>	<u>1,027,350,053</u>
<b>23.00</b>	<b>Liabilities for expenses</b>		
	Directors' remunerations	64,282,255	60,774,255
	Salary and wages	39,735,070	20,389,996
	Gas Bills	9,473,051	19,424,948
	Electricity	5,111,674	3,478,969
	Telephone bill	11,670	10,173
	Tax & VAT	-	5,832,545
	TDS on Director remuneration	6,492,000	
	TDS on Salary	3,705,782	
	WPPF payable	-	-
	WPPF payable 23.01	-	-
	Wasa bill	30,000	16,000
	Provision for Income Tax 23.02	146,434,804	116,695,379
	Provision for Head office Floors	1,837,169	1,837,169
	Financial Interest	47,621,772	48,874,919
	TDS on dividend	23,797,257	
	Dividend payable	-	2,660,481
	Audit fees	862,500	862,500
	Head office rent	3,044,000	3,044,000
		<u>352,439,004</u>	<u>283,901,333</u>
	Add: Liabilities for expenses of L'Esquire Ltd	<u>25,386,993</u>	<u>8,027,685</u>
		<u>377,825,997</u>	<u>291,929,018</u>
<b>23.01</b>	<b>WPPF payable</b>		
	Opening Balance	-	24,836,975
	Add: Addition during the year	2,870,688	2,060,747
		2,870,688	26,897,722
	Less: Payment during the year	2,870,688	26,897,722
		-	-
<b>23.02</b>	<b>Provision for Income Tax</b>		
	Opening balance	116,783,783	130,136,025
	Add: Provision made for the year	66,460,176	54,941,118
		183,243,959	185,077,143
	Less: Adjustment for assessment year-2018-19	-	38,510,648
	Less: Adjustment for assessment year-2019-20	-	29,782,712
	Less: Adjustment for assessment year-2020-21	36,809,155	-
		<u>146,434,804</u>	<u>116,783,783</u>
	<b>Income Tax provision</b>		
	Export	60,085,682	47,580,765
	Non operating income	5,993,341	5,665,374
		<u>66,079,024</u>	<u>54,852,714</u>
	Add: Current Tax of L'Esquire Ltd	<u>381,152</u>	<u>88,404</u>
		<u>66,460,176</u>	<u>54,941,118</u>





Notes	Particulars	Amount in Taka	
		30-Jun-2022	30-Jun-2021
<b>24.00 Sales</b>			
	Export sales	10,014,280,416	7,905,836,002
	Add. Sales of L'Esquire Ltd	136,340,936	24,291,420
		<b>10,150,621,352</b>	<b>7,930,127,422</b>

**Disclosure as per Schedule XI, Part II, Para 8 (e) of the Companies Act 1994:**

i. The quantity of the company's export of knit garments in pieces:

46,104,444	54,260,425
------------	------------

ii. Foreign currency earned against export on **FOB** Basis:

**In USD**

115,261,110	93,667,010
-------------	------------

**In BDT**

<b>10,014,280,416</b>	<b>7,905,836,002</b>
-----------------------	----------------------

iii. The Company has not earned any foreign exchanges for royalty, know-how, professional fees and consultancy fees.

iv. The value of export for the year ended on 30 June 2022.

**25.00 Cost of Goods Sold**

Cost of materials consumed	25.01	5,301,133,492	3,958,097,088
Cost of direct labor	25.02	2,539,092,908	2,173,893,719
<b>Prime cost</b>		<b>7,840,226,400</b>	<b>6,131,990,806</b>
Factory overheads	25.03	737,453,357	564,020,463
<b>Cost of Goods put into Process</b>		<b>8,577,679,756</b>	<b>6,696,011,269</b>
Opening Work -in- process		791,466,248	679,717,479
Closing Work- in- process	25.04	(857,289,381)	(791,466,248)
<b>Cost of Goods Manufactured</b>		<b>8,511,856,624</b>	<b>6,584,262,501</b>
Opening Finished Goods		275,594,128	196,992,470
<b>Cost of Goods Available for Sale</b>		<b>8,787,450,752</b>	<b>6,781,254,971</b>
Closing Finished Goods	25.05	(237,971,022)	(275,594,128)
		<b>8,549,479,730</b>	<b>6,505,660,844</b>

**25.01 Raw Materials Consumption**

Yarn	25.1.1	4,021,035,722	2,883,685,852
Dyes	25.1.2	165,142,421	136,158,338
Chemical	25.1.3	307,637,091	267,970,550
Finishing Materials	25.1.4	735,057,562	667,835,271
		<b>5,228,872,796</b>	<b>3,955,650,011</b>
Add: Raw Materials Consumption of L'Esquire Ltd		72,260,696	2,447,077
		<b>5,301,133,492</b>	<b>3,958,097,088</b>

**25.1.1 Yarn Consumption**

	Quantity in kg			
	2021-22	2020-21		
Opening	2,340,588	2,649,002	837,871,652	850,671,540
Add: Purchase during the year	9,838,480	9,432,790	3,842,821,769	2,870,885,965
	12,179,068	12,081,792	4,680,693,420	3,721,557,504
Less: Closing stock	2,329,864	2,340,588	659,657,698	837,871,652
	<b>9,849,204</b>	<b>9,741,204</b>	<b>4,021,035,722</b>	<b>2,883,685,852</b>

**25.1.2 Dyes Consumption**

	Quantity in kg			
	2021-22	2020-21		
Opening	215,529	210,191	242,337,642	246,474,278
Add: Purchase during the year	265,573	210,191	148,850,283	132,021,702
	481,102	420,382	391,187,925	378,495,980
Less: Closing stock	229,866	215,529	226,045,504	242,337,642
	<b>251,236</b>	<b>204,853</b>	<b>165,142,421</b>	<b>136,158,338</b>

**25.1.3 Chemical Consumption**

	Quantity in kg			
	2021-22	2020-21		
Opening	1,316,954	1,418,353	130,155,983	152,827,600
Add: Purchase during the year	1,969,348	1,957,537	309,721,381	245,298,932
	3,286,302	3,375,890	439,877,364	398,126,532
Less: Closing stock	1,267,368	1,316,954	132,240,273	130,155,983
	<b>2,018,934</b>	<b>2,058,936</b>	<b>307,637,091</b>	<b>267,970,550</b>



Notes	Particulars	Amount in Taka	
		30-Jun-2022	30-Jun-2021
<b>25.1.4</b>	<b>Finishing materials Consumption</b>		
	Opening	740,178,282	719,805,656
	Add: Purchase during the year	1,179,894,401	688,207,897
		<b>1,920,072,683</b>	<b>1,408,013,553</b>
	Less: Closing stock	1,185,015,121	740,178,282
		<b>735,057,562</b>	<b>667,835,271</b>

Disclosure as per requirement of Schedule XI, Part II, Para 8

Raw Materials, Spare Parts, Packing Materials and Capital Machinery

Items	Purchase	
	Import	Local (BBLC)
Yarn	2,318,758,655	1,524,063,113
Dyes & Chemical	275,142,998	183,428,666
Packing Materials	34,075,951	27,880,324
Accessories	611,222,902	506,715,224
Store & Spare-Parts	120,134,133	26,370,907
	<b>3,359,334,640</b>	<b>2,268,458,234</b>

**25.02 Cost of direct labor**

Workers wages	1,764,527,051	1,384,385,960
Workers overtime	267,226,857	294,591,099
Daily labor	17,138,313	7,646,941
Salary	444,952,674	474,599,625
Festival bonus and Provident Fund	7,033,603	6,066,934
	<b>2,500,878,498</b>	<b>2,167,290,560</b>
Add: Cost of direct labor of L'Esquire Ltd	38,214,410	6,603,159
	<b>2,539,092,908</b>	<b>2,173,893,719</b>

**25.03 Factory overheads**

Gas and electricity	237,451,991	202,607,610
Insurance premium	16,021,044	15,729,573
Tiffin expenses for workers	16,037,521	10,657,772
Spare Parts Consumption	202,627,919	105,158,603
Vehicle running ( Oil and fuel)	13,742,019	14,079,795
Local conveyance	5,250,435	3,604,573
Telephone & Mobile bills	2,961,367	1,421,730
Depreciation	214,603,958	210,760,807
	<b>708,696,255</b>	<b>564,020,463</b>
Add: Factory overheads of L'Esquire Ltd	28,757,102	-
	<b>737,453,357</b>	<b>564,020,463</b>

**25.04 Work in Process**

	Quantity			
	2021-22	2020-21		
Knitting (kg)	79,496	89,549	30,999,932	23,709,465
Finished Fabric (kg)	1,069,146	1,101,933	424,631,528	565,861,073
Cutting (Pcs)	1,818,365	3,395,163	284,967,596	101,423,962
Embroidery (Pcs)	44,827	4,336	4,697,724	1,302,084
Printing (Pcs)	301,279	7,546	12,919,963	2,651,908
Sewing (Pcs)	551,251	1,096,381	99,072,636	96,517,755
			<b>857,289,381</b>	<b>791,466,248</b>

**25.05 Finished Goods (pcs.)**

	Quantity			
	2021-22	2020-21		
Opening	1,267,708	1,021,663	274,046,371	196,992,470
Add: Production during the year	46,565,488	39,025,299	7,799,293,224	6,536,380,483
	47,833,196	40,046,962	8,073,339,595	6,733,372,953
Less: Delivered during the year	46,104,444	38,779,254	7,843,323,242	6,459,326,582
Closing stock	<b>1,728,752</b>	<b>1,267,708</b>	<b>230,016,353</b>	<b>274,046,371</b>
Add: Finished Goods of L'Esquire Ltd			7,954,669	1,547,757
			<b>237,971,022</b>	<b>274,046,371</b>

A detail of cost of materials consumed is given in Annexure-C.

**26.00 Operating expenses**

Office & administrative expenses	26.01	310,949,828	307,818,298
Selling & distribution expenses	26.02	580,461,282	508,705,014
		<b>891,411,110</b>	<b>816,523,312</b>



Notes	Particulars	Amount in Taka	
		30-Jun-2022	30-Jun-2021
<b>26.01</b>	<b>Office &amp; administrative expenses</b>		
	Director remuneration	30,000,000	30,070,000
	Salary & allowances	184,771,013	168,539,953
	Contribution to employees provident fund	3,355,687	2,082,883
	Vehicle maintenance	917,872	1,325,226
	Vehicle running expenses	8,527,727	8,525,752
	Entertainment	2,371,467	2,143,290
	Insurance premium	868,770	868,770
	Printing expenses	471,775	261,504
	Stationery expenses	1,426,457	3,808,118
	Telephone, mobile & internet	2,563,823	3,656,950
	Floor rent	3,044,000	3,044,000
	Travelling & conveyance	1,969,877	941,008
	Bank charges	14,932,756	20,228,978
	License, renewal & registration	5,826,498	6,013,210
	Utility expenses	2,431,174	1,923,950
	Audit fees	931,500	897,000
	Scrutinizer fees	30,000	-
	Exchange loss/(gain)	5,969,129	11,717,479
	Depreciation	40,054,443	40,787,319
	Miscellaneous expenses( AGM expenses)	485,860	982,908
		<b>310,949,828</b>	<b>307,818,298</b>
<b>26.02</b>	<b>Selling &amp; distribution expenses</b>		
	Inspection & certificate issue expenses	3,785,002	103,623,717
	Export permission	21,769,983	26,593,612
	Foreign Travel for marketing	5,713,560	506,759
	Sample and courier expenses	186,082,451	146,212,581
	Bank charges on export proceeds	242,016,711	157,100,740
	Freight charges on export	58,764,451	40,797,376
	C&F expenses on export	23,589,769	17,443,830
	Carriage outward on export(Transportation)	38,739,355	16,426,400
		<b>580,461,282</b>	<b>508,705,014</b>
<b>27.00</b>	<b>Financial expenses</b>		
	Interest on Short term loan	170,140,200	97,628,748
	Interest on Long term loan	162,345,438	159,097,677
	Interest on Finance lease	519,764	11,334,110
		<b>333,005,402</b>	<b>268,060,534</b>
<b>28.00</b>	<b>Non operating income</b>	<b>16,788,193</b>	<b>22,661,497</b>
	FDR Interest	6,050,460	5,824,063
	Dividend on unit fund-ICL	8,500,000	-
	Bank Interest	2,237,733	16,837,434
	Rental income	-	-

	Amount in Taka	
	30-Jun-2022	30-Jun-2021
<b>29.00 Net Asset Value (NAV) Per Share</b>		
Total assets	15,688,128,975	14,529,242,003
Total Liabilities	(6,891,371,720)	(5,872,605,746)
Net Asset Value (NAV) (A)	8,796,757,255	8,656,636,257
Revaluation reserve	(3,739,289,135)	(3,739,289,135)
Net Asset Value (NAV) without revaluation reserve (B)	5,057,468,120	4,917,347,122
Weighted Average Number of shares (C)	134,895,833	134,895,833
Net Asset Value (NAV) per share with revaluation reserve (A+C)	<u>65.21</u>	<u>64.17</u>
Net Asset Value (NAV) per share without revaluation reserve (B+C)	<u>37.48</u>	<u>36.44</u>

<b>29.01 Earnings Per Share (EPS)</b>		
Earning attributable to ordinary shareholders (Taka)	318,667,490	296,837,729
Weighted Average Number of shares	134,895,833	134,895,833
Earnings Per Share (Taka)	<u>2.36</u>	<u>2.20</u>

<b>30.00 Net Operating Cash Flow Per Share (NOCFPS)</b>		
Net operating cash flows	419,123,277	(141,860,421)
Weighted Average Number of shares	134,895,833	134,895,833
Net operating cash flows per shares	<u>3.11</u>	<u>(1.07)</u>

**Calculation of Weighted Average Number of shares**

Particulars	Formula	No of shares	No of shares
Allotment of Existing shares	100000000/365*365	100,000,000	100,000,000
Allotment of new shares	34895833/365*365	34,895,833	34,895,833
Allotment date: Februray 07,2019			
<b>Weighted Average Number of shares</b>		<u>134,895,833</u>	<u>134,895,833</u>

**31.00 Clause No. 5 (2) (e) of Notification No. BSEC/CMRRCD/2006-158/208/Admin/81, Dated: 20 June 2018:**  
Reconciliation of net profit with cash flow from operating activities

Net profit after tax for the year	318,667,490	295,901,136
<b>Adjustment for non-cash items:</b>		
Depreciation	254,658,401	250,449,836
Deferred Tax Adjustment	5,514,949	8,645,060
<b>Changes in Working Capital:</b>		
(Increase)/decrease in Inventory	(353,474,825)	(292,846,097)
Decrease in Accounts receivable	(68,297,431)	(762,865,057)
(Increase)/decrease in Advance deposit and Payments	11,761,079	218,069,451
Increase in Accounts payable	165,223,963	160,858,254
Decrease in Accrued Expenses	85,069,652	(20,073,003)
<b>Net cash flow from operating activities</b>	<u>419,123,277</u>	<u>(141,860,421)</u>

**32.00 Related party disclosures**

**i) Related party transactions**

(Amount in Taka)						
Name	Nature of relationship	Nature of Transaction	Opening Balance	Purchase	Payment	Outstanding as on 30.06.2022 (Receivable)/ Payable
Esquire Accessories Limited	Common Management	Purchase	35,304,323	165,072,105	125,894,489	74,481,939



					Amount in Taka	
					30-Jun-2022	30-Jun-2021
Esquire Electronics Limited	Common Management	Purchase	135,195	1,881,500	2,016,695	-
Esquire Dyeing Industries Limited	Common Management	Dyeing	46,552,633	235,381,087	183,547,870	98,385,850
Esquire Testing Services (BD) Limited	Common Management	Fabric testing fees	4,506,704	157,584,276	162,090,980	(0)
Pinnacle Construction Management Ltd.		Contractor	(203,708,007)	203,708,007	-	-
Esquire Plastic Ltd	Common Management	Purchase	-	1,071,256	1,071,256	-
					<b>172,867,788</b>	

ii) Particulars of Directors of Esquire Knit Composite Limited as at 30 June 2022

Name of Directors	BOD of Esquire Knit Composite Limited	Entities where they have interests
Md. Ehsanul Habib	Managing Director	Esquire Knit Composite Limited
		Esquire Dyeing Industries Limited
		Esquire Electronics Limited
		Esquire Testing Services (BD) Limited
		Esquire Accessories Limited
		Esquire Plastics Limited
		Alpha Plastic & Packaging Limited
		Esquire Customer Care Limited
		Esquire Chemical Industries Limited
		Shah Garments International Limited
		Meghna Plastic Industries (Pvt) Limited
		New Dhaka Ceranic Industries (Pvt.) Limited
		Synthia Multi-Fibre Limited
		MMH Textiles Limited
		Esquire Sourcing Limited
		Sharp Media Limited
		Bangladesh German University
		Best Life Insurance Company Limited
		Thakral Information Systems (Pvt.) Limited
		Trust Solution Private Limited
		Thakral One Private Ltd
T.M Chemical Limited		
Olive Tree Foods Limited		
Esquire Travels Ltd.		
Securex (Pvt) Ltd.		
L'Esquire Ltd		
Esquire Heavy Industries Ltd.		
Md. Mofazzal Hossain	Chairman	Esquire Knit Composite Limited
		Esquire Dyeing Industries Limited
		Esquire Electronics Limited
		Esquire Testing Services (BD) Limited
		Esquire Accessories Limited
		Esquire Plastics Limited
		Esquire Customer Care Limited
		L'Esquire Ltd
		Esquire Chemical Industries Limited
		Shah Garments International Limited



Amount in Taka	
30-Jun-2022	30-Jun-2021

Name of Directors	BOD of Esquire Knit Composite Limited	Entities where they have interests
Md. Mofazzal Hossain	Chairman	Meghna Plastic Industries (Pvt) Limited
		New Dhaka Ceramic Industries (Pvt.) Limited
		Synthia Multi-Fibre Limited
		MMH Textiles Limited
		Sharp Media Limited
		Thakral Information Systems (Pvt.) Limited
		Trust Solution Private Limited
		Thakral One Private Ltd
		Esquire Travels Ltd.
		Mrs. Peara Begum
Esquire Dyeing Industries Limited		
Esquire Electronics Limited		
Esquire Accessories Limited		
Arifur Rahman	Director	Esquire Knit Composite Limited
		Esquire Dyeing Industries Limited
		Esquire Electronics Limited
		Esquire Testing Services (BD) Limited
		Esquire Accessories Limited
		Esquire Plastics Limited
		Alpha Packaging Limited
		Esquire Customer Care Limited
		L'Esquire Ltd
		Esquire Chemical Industries Limited
		Shah Garments International Limited
		Meghna Plastic Industries (Pvt) Limited
		New Dhaka Ceramic Industries (Pvt.) Limited
		Synthia Multi-Fibre Limited
		MMH Textiles Limited
		Arifur Rahman
Sharp Media Limited		
Trust Solution Private Limited		
Esquire Travels Ltd.		
Md. Muddasar Hossain	Director	Esquire Knit Composite Limited
		Esquire Dyeing Industries Limited
		L'Esquire Ltd
		Esquire Electronics Limited
		Esquire Testing Services (BD) Limited
		Esquire Accessories Limited
		Esquire Plastic Limited
		Esquire Chemical Industries Limited
		Meghna Plastic Industries (Pvt) Limited
		New Dhaka Ceramic Industries (Pvt.) Limited
		Synthia Multi-Fibre Limited
		MMH Textiles Limited
		Esquire Customer Care Limited
Esquire Travels Ltd.		

### 33.00 Capital expenditure commitment

Details of capital expenditure commitment as of 30 June 2022 are as under:

Particulars	Total Cost value estimated	Paid till 30.06.22	to be paid
Valuka Project	1,500,000,000	1,451,080,275	48,919,725



	Amount in Taka	
	30-Jun-2022	30-Jun-2021
<b>34.00 Disclosure as per Schedule XI, Part II, Para 3 of the Companies Act 1994</b>		
<b>Number of employee</b>	<b>No. of Employee</b>	<b>No. of Employee</b>
Factory:		
<u>Textile and Apparels:</u>		
Number of full-time employee (Officers & Staff)	1,216	1,260
Number of full-time employee (Workers)	6,983	6,782
Head Office:		
Number of full-time employee (Officers & Staff)	219	230
Number of full-time employee (Workers)	-	-
All the aforesaid employees engaged by the Company for the whole year or part thereof individually received a total salary of Tk. 70,055 or above.		

**35.00 Disclosure as per Schedule XI, Part II, Para 4 of the Companies Act 1994**

Directors are also executives of the company. Their executive compensation for the year ended on 30 June 2022 is given below:

Managing Director's remuneration and benefit	35.01	6,000,000	6,000,000
Other Directors' salary and benefit	35.02	24,000,000	24,000,000
Other key management personnels'	35.03	25,995,319	25,995,319
		<b>55,995,319</b>	<b>55,995,319</b>
<b>35.01 Managing Director's remuneration and benefit</b>			
Salary paid through cash and bank		6,000,000	6,000,000
<b>35.02 Other Directors' salary and benefit</b>			
Salary paid through cash and bank		24,000,000	24,000,000
<b>35.03 Other key management personnels' salary and benefit</b>			
Salary		19,951,685	19,951,685
Allowance		590,274	590,274
Bonus		3,530,615	3,530,615
Providend fund		1,922,745	1,922,745
		<b>25,995,319</b>	<b>25,995,319</b>

Board Meeting attendance fees have been provided to the directors of the company for the year.

The Directors of the company did not take any benefit from the company other than the remuneration and -

a. Expense reimbursed to the managing agent -	Nil
b. Commission or other remuneration payable separately to a managing agent or his associate -	Nil
c. Commission received or receivable by the managing agent or his associate as selling or buying agent of other concerns in respect of contracts entered into such concerns with the company -	Nil
d. The money value of the contracts for the sale or purchase of goods and materials or supply of services, entered into by the company with the managing agent or his associate during the financial year -	Nil
e. Any other perquisites or benefit in cash or in kind stating -	Nil
f. Other allowances and commission including guarantee commission -	Nil
1) Pensions	
2) Gratuities	
3) Payment from Provident Fund	
4) Compensation for loss of office	
5) Consideration in connection with retirement from office	

**36.00 Disclosure as per Schedule XI, Part II, Para 7 of the Companies Act 1994**

Particulars

Textiles:

Installed Capacity (Kg)

Actual Production (Kg)

Utilization

8,030,000	8,030,000
6,089,992	6,088,892
75.84%	75.83%



		Amount in Taka	
		30-Jun-2022	30-Jun-2021
<u>Apparels:</u>			
Installed Capacity (Pcs)		49,920,000	49,920,000
Actual Production (Pcs)		34,691,032	34,690,032
Utilization		69.49%	69.49%
<b>37.00 Transaction in foreign currency</b>			
<b>C &amp; F value of import</b>			
Finishing Materials		7,865,785	7,689,252
Yarn		41,121,688	16,155,253
Dyes & Chemicals		4,907,134	4,546,032
Capital Machinery		3,693,987	671,136
		<b>57,588,592</b>	<b>29,061,673</b>
<b>FOB Value of Export (USD)</b>		<b>115,261,110</b>	<b>93,667,010</b>

### 38.00 Financial risk management

The management of the company has overall responsibility for the establishment and oversight of the company's risk management framework. The company's risk management policies have been established to identify and analyse the risks faced by the company, to set appropriate risk limits and controls, and to monitor risks and adherence to limits. Risk management policies, procedures and systems are reviewed regularly to reflect changes in market conditions and the company's activities. The company has exposure to the following risks from its use of financial instruments.

- \*Credit Risk
- \*Interest Rate Risk
- \*Currency Risk
- \*Liquidity/funding risk
- \*Market risk

#### 38.01 Credit risk

Credit risk is the risk of a financial loss to the company if a client or counterparty to a financial instrument fails to meet its contractual obligations, and arises principally from the company's receivables.

As the company is involved in 100% export oriented business, all the sales are made against Letter of Credit (L/C). L/Cs provide guarantee against credit sales and minimise the credit risk to an acceptable level. Bills receivable arises due to the time difference between submission of bills to the bank for collection of proceeds and actual realisation of the proceeds.

The carrying amount of financial assets represents the maximum credit exposure. The maximum exposure to credit risk at the reporting date was:

Accounts receivables	8.00	1,311,122,533	1,243,153,717
Advance, deposit and prepayments	10.00	640,809,298	646,601,248
Cash & Bank Balances	12.00	563,728,494	742,195,902
		<b>2,515,660,325</b>	<b>2,631,950,867</b>

The maximum exposure to credit risk for trade and other receivables as at the statement of financial position date by geographic regions was:

Domestic	1,896,879,651	2,336,049,731
Foreign	618,780,674	295,901,136
	<b>2,515,660,325</b>	<b>2,631,950,867</b>

#### 38.02 Liquidity risk

Liquidity risk is the risk that the company will not be able to meet its financial obligations as they falls due. The company's approach to managing liquidity (cash and cash equivalents) is to ensure, as far as possible, that it will always have sufficient liquidity to meet its liabilities when due, under both normal and stressed conditions, without incurring unacceptable losses or risking damage to the company's reputation. Typically, the company ensures that it has sufficient cash and cash equivalents to meet expected operational expenses, including financial obligations through preparation of the cash flow forecast based on time line of payment of the financial obligation and accordingly arrange for sufficient liquidity/fund to make the expected payment within due date.

The following are the contractual maturities of financial liabilities of the company:





As on 30 June 2022

Long term loan  
Finance Lease obligation  
Short term loan  
Provision for income tax  
Liabilities for expenses  
Accounts payable

	Amount in Taka		
	30-Jun-2022	30-Jun-2021	
	<b>Contractual cash flows (Taka)</b>	<b>1 year or less Taka</b>	<b>More than 1 year Taka</b>
	2,719,314,099	-	2,719,314,099
	11,912,617	-	11,912,617
	2,307,892,211	1,384,735,327	923,156,884
	146,434,804	146,434,804	-
	206,004,200	206,004,200	-
	1,192,574,016	1,192,574,016	-
	<b>6,584,131,947</b>	<b>2,929,748,346</b>	<b>3,654,383,601</b>

As on 30 June 2021

Long term loan  
Finance Lease obligation  
Short term loan  
Provision for income tax  
Liabilities for expenses  
Accounts payable

	Amount in Taka		
	30-Jun-2022	30-Jun-2021	
	<b>Contractual cash flows (Taka)</b>	<b>1 year or less Taka</b>	<b>More than 1 year Taka</b>
	2,782,773,959	-	2,782,773,959
	14,078,035	-	14,078,035
	2,307,892,211	1,384,735,327	923,156,884
	116,695,379	116,695,379	-
	167,205,955	167,205,955	-
	1,027,350,053	1,027,350,053	-
	<b>6,415,995,592</b>	<b>2,695,986,713</b>	<b>3,720,008,879</b>

### 38.03 Market risk

Market risk is the risk that any change in market prices, such as foreign exchange rates and interest rates will affect the company's income or the value of its holdings of financial instruments. The objective of market risk management is to manage and control market risk exposures within acceptable parameters.

In the past, in some occasion large buyers of different RMG exporters has decided to withdraw business, or has become bankrupt or were subject to regulatory injunction from importing from Bangladesh, creating a strong impact on the exporter. For EKCL single buyer concentration is not a major issue and they have longstanding relationship with overseas buyers. All of them regard EKCL as their global partners and the relationship can only be disrupted if EKCL fails to perform its commitments. Also, because of its dominant position in the export market it is always sought after by many buyers.

### 38.04 Currency risk

The company is exposed to currency risk on receiving of sales proceeds and payments made for raw materials purchase as well. Maximum of the company's foreign currency transactions are denominated in USD.

#### i) Exposure to currency risk

The company's exposure to foreign currency risk was as follows based on notional amounts:

	30.06.2022 USD	30.06.2021 USD
<b>Foreign currency denominated assets</b>		
Accounts Receivable	13,885,051	14,650,354
FBPAR A/C with DBBL-in USD(78)3	115,291	14,650,354
FBPAR A/C with Dutch Bangla Bank Limited (USD)	37,713	87,612
FBPAR A/C with Dutch Bangla Bank Limited (Euro)	1,631	1,630
Margin A/C with Eastern Bank Limited (USD)	632	378,593
Margin A/C with Eastern Bank Limited (Euro)	23,828	863
Dutch Bangla Bank Limited FCAD (USD account)	90,976	579,942
Dutch Bangla Bank Limited FCAD (Euro account)	6,178	63
DBBL FCAD-in Dollar	281	4,693,862
Eastern Bank Limited (USD account)	685	684
	<b>14,162,264</b>	<b>35,043,958</b>
<b>Foreign currency denominated liabilities</b>		



	Amount in Taka	
	30-Jun-2022	30-Jun-2021
DBBL-EDF	-	(2,193,651)
EBL-EDF	-	(532,888)
IFC Loan	(10,856,035)	(14,000,000)
Accounts Payable	(16,088,953)	(11,777,303)
	<b>(26,944,988)</b>	<b>(28,503,842)</b>
<b>Net exposure</b>	<b>(12,782,724)</b>	<b>6,540,116</b>

	30.06.2022	30.06.2021
	Taka	Taka
The following rate has been applied:		
Taka/USD	93.45	84.80
Taka/EURO	97.55	100.86

### 38.05 Business Risk

Managing Compliance – Currently RMG buyers specially the large buyers are very demanding and constantly tightening the compliance criteria. EKCL has been in the forefront of compliance among the RMG exporters in the county. They have compliant plants with effluent water treatment facility, childcare facility, adequate ventilation, spacious infrastructure lay out, etc. Till now they were able to meet all the compliance challenge in their 30 year plus business experience and is likely to do so in the coming years. EKCL mitigates compliance risk since it is WRAP certified and passed other audits from Department of Environment (DOE) and overseas buyers.

Achievement of sales volume – Historically, EKCL has been successful to achieve its sales target after expansion as most of its expansions are planned after receiving order indications from its buyers.

### 38.06 Interest Rate Risk

EKCL is enjoying banks finance in the form of working capital as well as term loan. As a bank fund borrower, the entity has to pay a significant amount of loan interests and charges. Bangladesh Bank has moved to remove the interest rate ceiling on lending in the wake of a massive liquidity crisis in the financial market letting the price to be determined by functioning of demand-supply interaction. This measure may invite interest rate instability, which may create volatility in the profitability of business like EKCL. It is the company risk of gain or losses on assets and liabilities due to changes in interest rates.

#### Exposure of Interest Rate Risk

Fixed Rate Bearing  
Term Loan  
Short Term Loan

	30.06.2022	30.06.2021
	Taka	Taka
Term Loan	2,731,226,716	2,794,742,511
Short Term Loan	2,307,892,211	1,479,436,051

### 38.07 Operation Risk

Technology is a continuous process of development. Innovation of new and cost effective technology may obsolete existing technology, which may cause negative impact on the business. The project is equipped with good machineries and technology to cope with the modern textile world. The management both in head office and production premises seem to be competent and maintain the standard level of quality and to run the operations effectively. However, in order to reduce the operational risk, the company is yet to ensure an external control mechanism. The company has minimum exposure to operational risk.

### 38.08 Raw Material Supply Risk

The company receives yarn, dyes & chemicals both from local as well as foreign suppliers. Import based supplies are likely to be affected by any uncontrollable event or country risk to transaction or political barrier. Since inception the company did not face any such uncontrollable events so far because of maintaining good supply chain relationship with the suppliers of raw materials and in exceptional cases, it is confident to make alternative arrangement at shorter notice.



Amount in Taka	
30-Jun-2022	30-Jun-2021

### 38.09 Exchange Rate Risk


Exchange rate risk arises from currency fluctuation in international trade. If Bangladeshi Taka is devalued and/or foreign currency revalued than the price of imported raw materials will go up which will decrease the overall profit margin. As the company is dependent upon the import for yarn, dyes, chemicals & accessories and in future it will be the same, volatility of exchange rate will have an impact on profitability of the company. For last couple of years, Bangladeshi Taka found carrying floated value and expected to follow the same which expose the company to significant exchange rate risk.




### 38.10 Power Generation Risk

The industrial bases of Bangladesh are mainly aided by natural gas-driven power generation which causes disruption occasionally and the weaving industry is not an exception. Smooth availability of gas will ensure the maximum functioning of the machineries. EKCL uses natural gas to produce power from captive power plant. Currently a circular from government has emerged to arrange alternate of gas due to recent acute gas crisis. The company is connected with 15 PSI gas line and currently does not any problem of gas pressure. So other things being constant, EKCL does not foresee significant risk for power generation.

### 39.00 Date of Authorisation

The Board of directors has authorised these financial statements for issue on 30 October 2022.



Chairman    Managing Director    Director    Company Secretary    Chief Financial Officer

**Esquire Knit Composite Limited**

Schedule of Property, Plant and Equipment  
As at 30 June 2022

Name of the assets	Cost			Rate (%)	Depreciation		(Annexure-A)	
	Balance as on 01.07.2021	Addition During the period	Balance as on 30.06.2022		Balance as on 01.07.2021	Charges for the period	Balance as on 30.06.2022	Written Down Value as on 30.06.2022
<b>a. Freehold assets</b>								
Land & Land development	123,453,152		123,453,152	-	-	-	123,453,152	123,453,152
Building	1,221,060,029	1,760,000	1,222,820,029	5%	61,097,001	599,389,632	623,430,397	682,767,398
Plant & Machinery	3,178,120,901	345,203,064	3,523,323,965	7%	153,506,956	1,841,339,531	1,681,984,434	1,557,018,845
Furniture and Office Equipment	239,864,291	24,113,853	263,978,144	10%	24,382,821	201,672,773	62,305,371	77,023,824
Motor Vehicle	28,894,445	-	28,894,445	13%	-	28,894,445	-	-
Software & IT	32,440,757	-	32,440,757	10%	3,244,075.70	13,976,100	18,464,657	21,708,733
<b>Sub-Total</b>	<b>4,823,833,574</b>	<b>371,076,917</b>	<b>5,194,910,491</b>		<b>242,230,855</b>	<b>2,685,272,481</b>	<b>2,509,638,010</b>	<b>2,461,971,952</b>
<b>b. Revalued assets</b>								
Land & Land Development	3,895,092,849		3,895,092,849	-	-	-	3,895,092,849	3,895,092,849
<b>Sub-Total</b>	<b>3,895,092,849</b>		<b>3,895,092,849</b>				<b>3,895,092,849</b>	<b>3,895,092,849</b>
<b>c. Leasehold assets</b>								
Motor Vehicle	99,420,368		99,420,368	13%	12,427,546	72,150,564	27,269,804	39,697,350
<b>Sub-Total</b>	<b>99,420,368</b>		<b>99,420,368</b>		<b>12,427,546</b>	<b>72,150,564</b>	<b>27,269,804</b>	<b>39,697,350</b>
<b>Grand total as on 30 June 2022</b>	<b>8,818,346,791</b>	<b>371,076,917</b>	<b>9,189,423,708</b>		<b>254,658,401</b>	<b>2,757,423,045</b>	<b>6,432,000,664</b>	<b>6,396,762,151</b>
<b>Grand total as on 30 June 2021</b>	<b>6,936,935,539</b>	<b>1,881,411,252</b>	<b>8,818,346,791</b>		<b>241,428,725</b>	<b>2,502,764,644</b>	<b>6,315,582,147</b>	<b>4,675,599,621</b>
<b>Break-up of Land and Land Development:</b>								
Land acquisition cost	83,297,266		83,297,266					
Land development cost	40,155,886		40,155,886					
	<b>123,453,152</b>		<b>123,453,152</b>					

**Allocation of depreciation:**

Factory overhead  
Office & Administrative Expenses

	214,603,958
	40,054,443
	<b>254,658,401</b>

- Note: Land and land development has been revalued on 20 July 2020 by an independent valuer  
i) Name of Valuer : Masih Muhih Haque & Co. Chartered Accountants  
ii) Valuation method : Estimated Net Realizable Value Method (the market approach).  
iii) Date of Capitalization: Revaluation surplus capitalized on 20 July 2020



**Esquire Knit Composite Limited**  
Addition of Capital work in Progress  
As at 30 June 2022

(Annexure-B)

**1. Expansion project - Valuka**

Particulars	Total Cost	Cost incurred
Valuka Building construction	2,900,000,000	2,272,873,152
<b>Total</b>	<b>2,900,000,000</b>	<b>2,272,873,152</b>



## Esquire Knit Composite Limited

Store Ledger Summary

As at 30 June 2022

(Annexure - C)

Sl #	Particulars	Opening		Purchase		Issue/Consumption		Closing Balance	
		Qty	BDT	Qty	BDT	Qty	BDT	Qty	BDT
<b>Raw material</b>									
1	Yarn	2,304,588	837,871,652	9,838,480	3,842,821,769	9,813,204	4,021,035,722	2,329,864	659,657,698
2	Dyes	215,529	242,337,642	265,573	148,850,283	251,236	165,142,421	229,866	226,045,504
3	Chemical	1,316,954	130,155,983	1,969,348	309,721,381	2,018,933	307,637,091	1,267,368	132,240,273
<b>Finishing Materials</b>									
4	Packing materials	-	402,155,744	-	61,956,275	-	170,893,889	-	293,218,130
5	Accessories	-	228,053,366	-	1,078,117,498	-	530,343,046	-	775,827,818
6	Sewing Thread	-	107,243,479	-	-	-	-	-	107,243,479
7	Printing & Embroidery materials	-	2,725,693	-	39,820,628	-	33,820,627	-	8,725,694
<b>WIP and Finished Goods</b>									
8	Work in Process	-	791,466,248	-	-	-	-	-	857,289,381
9	Finished goods	-	274,046,371	-	-	-	-	979,950	230,016,352
10	Materials in transit	-	129,872,558	-	-	-	-	-	160,307,088
	<b>Sub-Total</b>	<b>3,837,071</b>	<b>3,145,928,736</b>	<b>12,073,401</b>	<b>5,481,287,834</b>	<b>12,083,373</b>	<b>5,228,872,796</b>	<b>4,807,048</b>	<b>3,450,571,417</b>
<b>Factory overhead (Repair and Maintenance)</b>									
1	Spare parts & consumable items	-	245,213,080	-	146,505,040	-	104,079,809	-	287,638,311
2		-	-	-	-	-	-	-	-
	<b>Sub-Total</b>	<b>-</b>	<b>245,213,080</b>	<b>-</b>	<b>146,505,040</b>	<b>-</b>	<b>104,079,809</b>	<b>-</b>	<b>287,638,311</b>
	<b>Grand Total</b>	<b>3,837,071</b>	<b>3,391,141,815</b>	<b>12,073,401</b>	<b>5,627,792,874</b>	<b>12,083,373</b>	<b>5,332,952,605</b>	<b>4,807,048</b>	<b>3,738,209,728</b>



**Esquire Knit Composite Limited**

Spare Parts Items

As at 30 June 2022

(Annexure - D)

Sl. No.	Items	Unit	30.06.2022		30.06.2021	
			Qty	Amount	Qty	Amount
1	Air Conditioner	BOTTLE	8	62,134	8	45,516
2	Air Conditioner	PCS	14	70,849	14	51,900
3	Air Conditioner	SET	7	523,237	7	383,296
4	Ball Bearing	PCS	2,435	2,163,242	1,948	2,403,603
5	Timing Belt	MTR	71	12,379	57	13,754
6	Timing Belt	PCS	831	859,852	664	955,391
7	Toothed Belt	PCS	450	955,114	360	1,061,238
8	V-Belt	PCS	2,852	979,264	2,281	1,088,071
9	Common (All)	KG	7	1,783	6	1,981
10	Common (All)	LBS	748	1,341,253	598	1,490,281
11	Common (All)	PCS	4,462	367,474	3,570	408,305
12	Common (All)	SET	19	14,354	15	15,949
13	Band Knife M/C	SET	18	6,012	14	6,681
14	Common M/C (Cutting)	PCS	5,149	745,777	4,119	828,641
15	FK Spreading Machine 590	PCS	21	3,081	17	3,423
16	FK Top Cut 9 M/C	PCS	169	545,356	135	605,951
17	Manual M/C	PCS	4,630	11,612,379	3,704	12,902,643
18	Spreader M/C (Brio 100)	PCS	381	1,201,996	305	1,335,551
19	VT-7000 M/C	BOX	1,382	634,495	1,106	704,994
20	VT-7000 M/C	PCS	1,407	1,500,065	1,126	1,666,739
21	VT-MX M/C	PCS	1,064	2,710,374	851	3,011,527
22	VT-MX M/C	PAIR	8	32,131	7	35,701
23	Automatic Tubular Emb M/C	PCS	1,183	471,503	946	523,892
24	Laser Cutter M/C	PCS	50	292,869	40	325,410
25	MG M/C	MTR	18	13,030	14	14,478
26	MG M/C	PCS	5,219	688,719	4,175	765,243
27	MG M/C	SET	10	2,942	8	3,269
28	Sunstar M/C	PCS	1,143	143,110	914	159,011
29	Tajima M/C	PCS	3,578	331,837	2,862	368,708
30	Auto Brass M/C	PCS	36	4,222	29	4,691
31	Biancalani Dryer Machine	PCS	11	447,776	9	497,529
32	Corino Slitting Machine	PCS	569	357,975	455	397,750
33	Dozzatex M/C	PCS	8	64,858	7	72,064
34	Egalizing Dryer M/C	PCS	10	755,462	8	839,402
35	Ferraro Compacting M/C	FEET	117	34,024	94	37,804
36	Ferraro Compacting M/C	PCS	186	1,302,177	149	1,446,863
37	Ferraro Compacting M/C	ROLL	19	383,775	15	426,416
38	Ferraro Compacting M/C	SET	8	640	7	711
39	Fongs M/C (F/D)	PCS	77	76,452	62	84,947
40	Fongs M/C (F/D)	SET	72	69,303	57	77,004
41	Lafer Compacting M/C	PCS	22	778,722	18	865,246
42	Lafer Sueding M/C	MTR	646	235,382	517	261,535
43	Mario Crosta(Brassing) M/C	MTR	109	64,319	87	71,466
44	Mario Crosta(Brassing) M/C	PCS	10	12,792	8	14,214



## (Annexure - D)

Sl. No.	Items	Unit	30.06.2022		30.06.2021	
			Qty	Amount	Qty	Amount
45	NPL M/C	PCS	37	768	30	853
46	NPL M/C	SET	15	768	12	853
47	Q Sun M/C	PCS	32	47,332	25	52,591
48	Robolab M/C	PCS	1,276	719,032	1,021	798,925
49	Santex M/C	FEET	98	2,328	78	2,587
50	Santex M/C	PCS	142	188,336	113	209,262
51	Sclavos M/C	PCS	1,748	1,557,062	1,399	1,730,069
52	Sclavos M/C	SET	105	32,020	84	35,578
53	Slitting M/C	FEET	139	77,288	112	85,875
54	Slitting M/C	MTR	178	21,075,513	142	23,417,236
55	Slitting M/C	PCS	319	4,465,284	255	4,961,427
56	Slitting M/C	SET	99	240,058	79	266,731
57	Smartex M/C	FEET	113	6,402	90	7,113
58	Smartex M/C	PCS	155	81,513	124	90,570
59	Soft Flow Dyeing M/C	PCS	101	202,715	81	225,239
60	Soft Flow Dyeing M/C	SET	99	22,405	79	24,895
61	Stenter M/C	COIL	95	18,991	76	21,101
62	Stenter M/C	FEET	153	14,784	122	16,426
63	Stenter M/C	MTR	889	263,476	711	292,752
64	Stenter M/C	PCS	2,344	1,124,309	1,875	1,249,232
65	Tube Tex M/C	FEET	284	94,956	227	105,507
66	Tube Tex M/C	PCS	275	8,306,377	220	9,229,307
67	Tube Tex M/C	SET	101	153,637	81	170,708
68	Ultra Soft M/C	PCS	114	54,952	92	61,058
69	Washing M/C	PCS	97	82,036	78	91,151
70	Bartack M/C	PCS	93	459	75	510
71	Bartack M/C	SET	93	4,090	75	4,544
72	Button Hole & Stitch M/C	PCS	2,030	507,605	1,624	564,005
73	Button Hole & Stitch M/C	SET	103	31,987	82	35,542
74	Common (Garments)	PCS	993	271,147	795	301,274
75	Common (Garments)	POT	95	3,841	76	4,268
76	Feet of the Arm M/C	PCS	91	1,137	73	1,263
77	Feet of the Arm M/C	SET	97	12,803	78	14,226
78	Finishing Section	PCS	758	372,411	607	413,790
79	Finishing Section	SET	99	123	79	137
80	Flat Lock M/C	PCS	3,659	825,348	2,928	917,053
81	Flat Lock M/C	SET	151	80,735	121	89,706
82	Flat Seamer M/C	PCS	128	12,376	102	13,751
83	Fusing M/C	PCS	91	41,720	73	46,355
84	Kancai M/C	PCS	103	7,230	82	8,034
85	Kancai M/C	SET	116	67,813	93	75,347
86	Needle (Garments)	PCS	118	339	95	376
87	Needle (Garments)	PKT	9,640	1,543,484	7,712	1,234,787
88	Over Lock M/C	PCS	4,307	1,118,140	3,445	894,512
89	Over Lock M/C	SET	122	51,323	98	41,059
90	Pattern Cutting M/C	PCS	93	7,113	75	5,690
91	Plain M/C	PCS	6,444	367,195	5,155	293,756





## (Annexure - D)

Sl. No.	Items	Unit	30.06.2022		30.06.2021	
			Qty	Amount	Qty	Amount
92	Plain M/C	SET	174	76,496	139	61,197
93	Rib Cutter M/C	PCS	4,089	724,862	3,271	579,890
94	Rib Cutter M/C	SET	367	187,105	294	149,684
95	Snap Button M/C	PCS	93	34,379	75	27,503
96	Snap Button M/C	SET	89	-	72	-
97	8 Needles Cord Knitting Machin	PCS	89	-	72	-
98	Fukuhara M/C	PCS	1,068	1,568,656	855	1,254,925
99	Jack	PCS	6,739	850,875	5,391	680,700
100	Mayer & Cie M/C	BOX	95	133	76	107
101	Mayer & Cie M/C	PCS	5,234	2,108,662	4,187	1,686,930
102	Mayer & Cie M/C	PKT	97	6,520	78	5,216
103	Mayer & Cie M/C	SET	141	26,969	113	21,576
104	Needle (Knitting)	PCS	268,085	1,249,126	214,468	999,301
105	Orizo M/C	FEET	-	-	-	-
106	Orizo M/C	PCS	48	2,185,923	39	1,748,738
107	Orizo M/C	SET	2,706	163,062	2,165	130,449
108	Pailung M/C	PCS	87	1,601,855	70	1,281,484
109	Re-winder M/C	PCS	1,868	412,905	1,494	330,324
110	Santoni Machine	PCS	257	106,411	205	85,129
111	Shima Shiki M/C	LTR	102	33,875	82	27,100
112	Shima Shiki M/C	PCS	328	1,449,588	263	1,159,670
113	Shima Shiki M/C	SET	1,678	51,332	1,343	41,065
114	Sinker	PCS	87	998,917	70	799,134
115	Stoll M/C	KG	35,510	99,225	28,408	79,380
116	Stoll M/C	LTR	87	157,015	70	125,612
117	Stoll M/C	SET	226	36,840	181	29,472
118	Photo Copier	PCS	79	109,054	63	87,243
119	Injection Moulding M/C SA-3	PCS	87	133,966	70	107,173
120	Label Cutting(Hy-2080) M/C	PCS	104	135,827	83	108,662
121	Label Printer(PT-6/2) M/C	PCS	111	283,532	89	226,826
122	Thermal Printer(SP4011-R)	PCS	113	58,799	90	47,039
123	Alpha-8 26 Station 12Color	PAIR	89	85,914	72	68,731
124	Alpha-8 26 Station 12Color	PCS	77	666,738	61	533,391
125	Auto M/C	PCS	152	686,598	122	549,279
126	Cayne Quartz Flash "D" M/C	PCS	313	287,200	250	229,760
127	Cayne Quartz Flash "E" M/C	PCS	110	180,219	88	144,175
128	Challenger M/C	PCS	82	814,226	65	651,381
129	Chamelion M/C (Manual)	PCS	92	307,980	74	246,384
130	Diamond Back M/C	PCS	164	291,727	131	233,381
131	Exposer M/C (Manual)	PCS	105	244,400	84	195,520
132	Gas Dryer M/C	PCS	157	196,491	126	157,193
133	Hit Press M/C	PCS	92	276,508	74	221,206
134	Motif Setter Machine	SET	115	158,557	92	126,845
135	Performa-18 Colour Auto M/C	PCS	218	475,960	174	380,768
136	Takana Quartz Flash (CE03)	PCS	490	296,367	392	237,094
137	Value Jet 1638 Printer (Sublim)	PCS	136	1,785,334	109	1,428,267
138	Rubber & Seal Items	COIL	150	9,937	120	7,950

## (Annexure - D)

Sl. No.	Items	Unit	30.06.2022		30.06.2021	
			Qty	Amount	Qty	Amount
139	Rubber & Seal Items	FEET	79	55,534	63	44,427
140	Rubber & Seal Items	LBS	966	30,014	773	24,011
141	Rubber & Seal Items	PCS	354	2,942,453	283	2,353,962
142	Rubber & Seal Items	SET	20,270	576,519	16,216	461,216
143	Tools	BOX	143	545,622	115	436,498
144	Tools	PAIR	191	447,337	153	357,870
145	Tools	PCS	287	2,180,255	230	1,744,204
146	Tools	PKT	1,281	44,000	1,025	35,200
147	Tools	SET	115	162,209	92	129,767
148	Boiler	KG	74	429,146	60	343,317
149	Boiler	LBS	560	416,347	448	333,078
150	Generator (Gas)	PCS	282	1,660,288	226	1,328,230
151	Valve	PCS	314	1,066,703	251	853,363
152	S.S.M. M/C	PCS	238	42,930	190	34,344
153	Tong Gang M/C	PCS	77	433,555	62	346,844
154	Automobile	LTR	58	331,043	46	264,835
155	Automobile	ML	956	10,664,102	765	8,531,282
156	Automobile	MTR	-	54,548	-	43,638
157	Automobile	PCS	248	552,732	198	442,186
158	Automobile	POT	8	8,152	7	6,521
159	Computer Accessories	COIL	25	691,389	20	553,111
160	Computer Accessories	PCS	677	2,358,740	541	1,886,992
161	Computer Accessories	PKT	171	248,528	136	198,822
162	Medical Equipment	SET	36	282,103	29	225,683
163	Medicine	BOTTLE	-	65,053	-	52,042
164	Medicine	BOX	-	15,576	-	12,461
165	Medicine	PCS	-	5,640,625	-	4,512,500
166	Medicine	TUBE	-	64,649	-	51,719
167	Auxiliary Contractor	PCS	622	539,696	497	431,757
168	Balast	PCS	168	186,088	134	148,871
169	Cable	COIL	579	2,646,234	463	2,116,987
170	Cable	FEET	928	90,424	743	72,339
171	Cable	KG	261	784,175	209	627,340
172	Cable	MTR	704	1,772,704	563	1,418,163
173	Cable Socket	PCS	59,414	863,441	47,531	690,753
174	Capacitor	PCS	5,391	627,480	4,313	501,984
175	Charger Battery	PCS	1,170	119,151	936	95,321
176	Circuit Breaker	PCS	51	1,741,130	41	1,392,904
177	Common (Electrical)	FEET	67	503	54	403
178	Common (Electrical)	KG	98	107,272	78	85,818
179	Common (Electrical)	MTR	1,953	156,767	1,562	125,414
180	Common (Electrical)	PCS	11,976	882,701	9,581	706,160
181	Common (Electrical)	PKT	469	259,936	375	207,949
182	Common (Electrical)	SET	122	48,657	98	38,926
183	Converter	PCS	98	1,403,989	78	1,123,191
184	Cooling Fan	PCS	546	653,722	437	522,978
185	Cut Out	PCS	677	47,574	541	38,059

## (Annexure - D)

Sl. No.	Items	Unit	30.06.2022		30.06.2021	
			Qty	Amount	Qty	Amount
186	DB Board	PCS	290	159,343	232	127,475
187	Electric Bulb	PCS	1,954	1,201,047	1,563	960,838
188	Electronic Card	PCS	26	1,222,368	21	977,894
189	Fuse	PCS	13,335	637,203	10,668	509,762
190	Holder	PCS	1,172	123,423	937	98,738
191	Holder	SET	534	236,381	427	189,105
192	Inverter	PCS	6	1,731,695	4	1,385,356
193	Magnetic Contractor	PCS	85	2,862,209	68	2,289,767
194	Meter	PCS	168	1,864,592	134	1,491,673
195	Motor	PCS	351	837,978	281	670,383
196	Overload Relay	PCS	362	2,135,838	289	1,708,670
197	Plug (Electrical)	PCS	547	401,214	438	320,971
198	Plug (Electrical)	PKT	208	18,463	166	14,770
199	Relay	PCS	954	492,375	763	393,900
200	Relay Base	PCS	55	20,631	44	16,505
201	Saddle Clamp	PCS	5,940	1,970,187	4,752	1,576,149
202	Saddle Clamp	PKT	-	24,748	-	19,799
203	Socket (Electrical)	PCS	261	298,486	209	238,789
204	Solenoid Valve	PCS	117	269,577	94	215,662
205	Starter	PCS	975	16,193	780	12,954
206	Switch	PCS	243	1,221,388	195	977,110
207	Tape (Electrical)	FEET	14,233	580,964	11,386	464,771
208	Tape (Electrical)	MTR	4,044	10,451	3,235	8,361
209	Tape (Electrical)	PCS	9,943	1,333,113	7,954	1,066,491
210	Tape (Electrical)	ROLL	133	14,801	107	11,841
211	Tape (Electrical)	SET	8	2,508	7	2,007
212	Timer	PCS	56	138,087	45	110,470
213	Transformer	PCS	44	174,409	35	139,527
214	Tube Light	PCS	1,235	1,187,584	988	950,067
215	Warning Light	PCS	116	130,147	92	104,117
216	Fire Fighting Equipment	COIL	-	9,842,280	-	7,873,824
217	Fire Fighting Equipment	PCS	869	8,592,277	695	6,873,822
218	Fire Fighting Equipment	SET	26	1,684,273	21	1,347,418
219	Band	PCS	451	602,517	361	482,014
220	Channel	PCS	483	69,267	386	55,414
221	Elbow	PCS	318	1,235,328	254	988,263
222	Flanges	PCS	304	1,092,053	243	873,643
223	Nipple	PCS	268	119,246	215	95,397
224	Nut	PCS	-	12,627	-	10,101
225	Nut Bolt	PCS	-	265,704	-	212,564
226	Pipe	FEET	7,975	1,005,378	6,380	804,302
227	Plug	PCS	429	9,764	343	7,811
228	Reducer	PCS	168	143,571	134	114,857
229	Socket	PCS	5,789	269,323	4,631	215,458
230	Tee Socket	PCS	441	256,852	353	205,482
231	Union Socket	PCS	172	87,547	138	70,038
232	Hardware	COIL	26	755,498	21	604,399
233	Hardware	LBS	4	1,893	3	1,721



## (Annexure - D)

Sl. No.	Items	Unit	30.06.2022		30.06.2021	
			Qty	Amount	Qty	Amount
234	Hardware	KG	443	11,526,381	354	7,788,095
235	Hardware	LTR	19	379,843	15	303,874
236	Hardware	PKT	-	8,717,278	-	6,973,822
237	Hardware	POT	171	523,270	136	418,616
238	Hardware	ROLL	25	210,755	20	168,604
239	Hardware	SET	73	29,158	58	23,327
240	Paint & Vernish	PCS	290	117,664	232	94,131
241	Paint & Vernish	PKT	345	13,241	276	10,592
242	Sanitary	GM	7,591	654,149	6,073	523,319
243	Sanitary	KG	131	23,840	105	19,072
244	Sanitary	LTR	125	219,066	100	175,253
245	Sanitary	PCS	2,120	843,695	1,696	674,956
246	Sanitary	PKT	26	2,903	21	2,323
247	Sanitary	SET	265	84,529	212	67,624
248	Laboratory Instrument	BOX	92	84,057	74	67,245
249	Laboratory Instrument	LTR	842	32,266	673	25,813
250	Laboratory Instrument	PAIR	88	23,829	70	19,063
251	Laboratory Instrument	PCS	1,414	2,550,717	1,131	1,889,420
252	Laboratory Instrument	PKT	36	64,147	29	47,516
253	Laboratory Instrument	ROLL	579	633,524	463	469,277
254	Oil & Lubricants	DRUM	39	5,625,779	31	4,167,244
255	Oil & Lubricants	PCS	2,599	1,648,098	2,079	1,220,813
256	Other Material	BOX	1,995	1,593,840	1,596	1,180,623
257	Other Material	MTR	-	1,846,874	-	1,368,055
258	Other Material	YDS	-	2,091,222	-	1,549,053
259	Pack & Package	MTR	1,253	1,752,645	1,002	1,298,256
260	Pack & Package	PCS	1,595,965	2,436,189	1,276,772	1,804,585
261	Pack & Package	ROLL	7,481	1,793,216	5,985	1,328,308
262	Supplies Items	BOOK	1,169	7,581,309	935	5,615,785
263	Supplies Items	PCS	42,900	3,973,709	34,320	2,943,489
264	Supplies Items	SHEET	14,334	12,867,597	11,468	9,531,554
265	Supplies Items	BOX	571	2,833,206	457	2,098,671
266	Supplies items	KG	3,575	575,406	2,860	426,227
267	Supplies items	PKT	2,793	444,650	2,234	329,371
268	Supplies items	POT	25	475,386	20	352,137
269	Supplies items	SET	-	835,790	-	619,104
270	Supplies Items	PCS	126,932	11,190,813	101,545	8,289,491
271	Supplies Items	REAM	120	3,365,453	96	2,492,928
272	Supplies Items	ROLL	484	7,016,902	387	3,312,888
<b>Total</b>				<b>287,638,311</b>		<b>245,213,080</b>



**Esquire Knit Composite Limited**

Work- in- Process

As at 30 June 2022

(Annexure - E)

Particulars	Opening	Addition in the process	Transfer into next process	Closing Balance
Knitting	23,709,465	1,783,046,251	1,775,755,784	30,999,932
Finished Fabric	565,861,073	1,596,010,345	1,737,239,890	424,631,528
Cutting	101,423,962	2,038,557,402	1,855,013,768	284,967,596
Embroidery	1,302,084	471,994,769	468,599,129	4,697,724
Printing	2,651,908	464,916,146	454,648,091	12,919,963
Sewing	96,517,755	6,351,018,866	6,348,463,984	99,072,636
<b>Total</b>	<b>791,466,248</b>			<b>857,289,381</b>

Particulars	Opening	Addition in the process	Transfer into next process	Closing Balance
Knitting (kg)	89,549	7,752,844	7,762,897	79,496
Finished Fabric (kg)	1,101,933	10,420,346	10,453,132	1,069,146
Cutting (Pcs)	3,395,163	41,751,450	43,328,248	1,818,365
Embroidery (Pcs)	4,336	2,584,837	2,544,346	44,827
Printing (Pcs)	7,546	5,906,264	5,612,531	301,279
Sewing (Pcs)	1,096,381	38,685,597	39,230,727	551,251

**Work in Process**  
As at 30 June 2021

Particulars	Opening	Addition in the process	Transfer into next process	Closing Balance
Knitting	23,474,718	1,398,467,648	1,398,232,901	23,709,465
Finished Fabric	437,679,725	1,227,700,266	1,099,518,918	565,861,073
Cutting	119,322,308	1,235,489,335	1,253,387,681	101,423,962
Embroidery	1,531,864	368,745,913	368,975,692	1,302,084
Printing	3,083,613	360,400,113	360,831,818	2,651,908
Sewing	94,625,250	4,704,458,419	4,702,565,914	96,517,755
<b>Total</b>	<b>679,717,479</b>			<b>791,466,248</b>

Particulars	Opening	Addition in the process	Transfer into next process	Closing Balance
Knitting (kg)	686,024	6,460,703	7,057,179	89,549
Finished Fabric (kg)	1,382,420	8,015,651	8,296,137	1,101,933
Cutting (Pcs)	5,220,221	33,401,160	35,226,218	3,395,163
Embroidery (Pcs)	3,770	1,988,336	1,987,770	4,336
Printing (Pcs)	6,798	4,881,210	4,880,462	7,546
Sewing (Pcs)	1,038,240	30,948,477	30,890,336	1,096,381



**Esquire Knit Composite Limited**  
**Accounts Receivable and Aging**  
**As at 30 June 2022**

(Annexure - F)

Sl. No.	Parties	Total	0-3 Months	3-6 Months	More than 1 Year
1	Best Seller Fashion	42,519,187	42,519,187	-	-
2	C & A Buying KG	120,770,745	120,770,745	-	-
3	CARREFOUR IMPORTS SAS	31,624,305	31,624,305	-	-
4	Celio Sourcing Ltd.	105,403,867	105,403,867	-	-
5	Diseno Y Fantasia, S.L. (Gisela)	5,449,651	5,449,651	-	-
6	Esprit Macao Commercial Offshore Ltd.	10,599,709	10,599,709	-	-
7	GUESS Eur Sagl	19,435,261	19,435,261	-	-
8	Hoflers APS	191,158,717	191,158,717	-	-
9	Jyden Workwear A/S	1,752,295	1,752,295	-	-
10	LIDL [Top Grade Int. Enterprise Ltd.	334,168,946	334,168,946	-	-
11	MARCO GMBH	39,751,252	39,751,252	-	-
12	Mascot International	159,977,297	159,977,297	-	-
13	Michael Kors [USA]	12,610,194	12,610,194	-	-
14	Next Limited	95,139,550	95,139,550	-	-
15	Ostin Ltd.	2,656,073	2,656,073	-	-
16	P & C [ Peek Und Cloppenburg	22,969,262	22,969,262	-	-
17	Pentex Limited	45,487,620	45,487,620	-	-
18	Q-STYLE LTD. T/A AURA	6,653,355	6,653,355	-	-
19	Scalpers Fashion S.L (Nitex)	3,541,722	3,541,722	-	-
20	S.Oliver Brend Freier GMBH	18,126,132	18,126,132	-	-
21	Texebo (Hudson Bay)	3,044,601	3,044,601	-	-
22	Vingino Global Management Service Ltd.	24,718,235	24,718,235	-	-
	<b>Total</b>	<b>1,297,557,977</b>	<b>1,297,557,977</b>	-	-



**Esquire Knit Composite Limited**  
Schedule of Advance Given to Creditors  
As at 30 June 2022

(Annexure - G)

Sl. No.	Name of the creditors	Nature of Transaction	Balance	3-6 Month	6-12 Month	Exceeding 1 year
1	Alliance Properties Ltd.	Service	173,000,000	173,000,000	-	-
2	Arcon Consulting Architects	Electrtical Items	2,250,000	2,250,000	-	-
3	Bay Developments Ltd.	Service	49,480,352	49,480,352	-	-
4	Control Data System	Service	35,620	35,620	-	-
5	Grihayan Rit Consortium.	Accessories	275,000	275,000	-	-
6	Millennium Tax And Law Chamber	Service	884,614	442,307	442,307	-
7	M.M Safety and Security	Accessories	25,000	25,000	-	-
8	Multifreight Ltd.	Consulatncy	30,621	30,621	-	-
9	Tiles World -Ideal	Accessories	238,590	238,590	-	-
10	Ultimate Information Technology	Accessories	20,000	20,000	-	-
11	Aces Corporate Solutions	Accessories	1,261,160	1,261,160	-	-
12	Ahmed & Farooq Lp	Insurance	1,676,355	1,676,355	-	-
13	AL- Barr Engineering & Contracting Co.	Accessories	1,096,000	328,800	767,200	-
14	Alpha Soil & Foundation Engineers	Accessories	107,000	107,000	-	-
15	Ashraf Uddin & Associates	Service	609,116	609,116	-	-
16	ATECH ENGINEERING	Service	750,000	450,000	300,000	-
17	Automan Steel Building System Ltd	Service	765,190	306,076	459,114	-
18	Automation Engineering & Controls Ltd.	Service	1,706,375	1,706,375	-	-
19	BASIC POWER ENGINEERING LTD.	Chemicals	955,656	-	955,656	-
20	BD Technology Ltd.	Accessories	895,000	650,000	245,000	-
21	COMPUTER SOURCE	Accessories	138,600	55,440	41,580	41,580
22	G-Trade Entrepreneur	Accessories	129,400	51,760	38,820	38,820
23	HABIBI STEEL TRADING COMPANY	Consultancy	709,400	283,760	212,820	212,820
24	Halftime Digital	Chemicals	140,000	56,000	42,000	42,000
25	HAMKO Corporation Ltd.	Service	103,000	41,200	30,900	30,900
26	Health Aid	Service	521,803	208,721	156,541	156,541
27	HM Safety	Service	224,002	89,601	67,201	67,201
28	Innoel Technology Ltd.	Chemicals	950,600	380,240	285,180	285,180
29	Ipro Technologies Limited	Service	1,299,355	519,742	389,807	389,807
30	IT SOLUTION BD.	Service	172,785	69,114	51,836	51,836
31	MAK Consultants.	Accessories	1,549,786	619,914	464,936	464,936
32	MG CORPORATION INTERNATIONAL	Accessories	548,000	219,200	164,400	164,400
33	MG NICHE FLAIR LIMITED	Service	360,000	144,000	108,000	108,000
34	M.M. Corporation	Accessories	1,128,583	451,433	338,575	338,575
35	Multibrand WORKSHOP Ltd.	Accessories	110,055	44,022	33,017	33,017
36	M/S. Nazrul & Brothers	Accessories	377,300	150,920	113,190	113,190
37	Nano-Dye Bangladesh Ltd.	Accessories	436,240	174,496	130,872	130,872
38	Narayan Enterprise	Accessories	941,160	376,464	282,348	282,348
39	POPULAR ENGINEERING WORKS	Accessories	364,000	145,600	109,200	109,200
40	RAK Ceramics	Accessories	274,776	109,910	82,433	82,433
41	RASHID ENTERPRISE	Accessories	175,500	70,200	52,650	52,650
42	RED OFFICE SUPPLIES LIMITED	Accessories	600,000	240,000	180,000	180,000
43	REINCARNATION	Accessories	1,335,870	534,348	400,761	400,761
44	SAGORICA CORPORATION	Accessories	876,000	350,400	262,800	262,800
45	SAS Building Materials Ltd.	Service	3,014,829	1,205,932	904,449	904,449
46	SHOPNO S.S. AND THAI ALUMINIUM FABRICATORS	Accessories	353,064	141,225	105,919	105,919
47	Sirajgonj Economic Zone Limited	Accessories	18,548,010	7,419,204	5,564,403	5,564,403
48	S S TRADING	Accessories	113,500	45,400	34,050	34,050
49	SWF Sunstar Ltd.	Service	836,923	334,769	251,077	251,077
50	SYED GAS & CHEMICALS LTD.	Accessories	43,000	17,200	12,900	12,900
51	Systems Nine Thousands (Pvt.) Ltd.	Accessories	159,375	63,750	47,813	47,813
<b>Total</b>			<b>272,596,564</b>	<b>247,506,338</b>	<b>14,129,751</b>	<b>10,960,474</b>



**Esquire Knit Composite Limited**  
**Schedule of Accounts Payable**  
**As at 30 June 2022**

(Annexure - H)

Sl. No.	Supplier name	Items	Total	0-3 Months	3-6 Months	More than 1 Year
1	A AND T FLAT KNIT INDUSTRY	ACCESSORIES	1,715,564	1,715,564	-	-
2	A&T FLAT KNIT INDUSTRY	ACCESSORIES	1,581,158	1,581,158	-	-
3	A.K TEX INTERNATIONAL	ACCESSORIES	7,834,129	7,834,129	-	-
4	A.K.H KHAN KNIT FASHION LTD.	ACCESSORIES	2,378,930	2,378,930	-	-
5	A.T&T SPINNING MILLS LTD.	YARN	3,051,376	3,051,376	-	-
6	AA SYNTHETIC FIBRES LTD.	YARN	1,541,925	1,541,925	-	-
7	AARTI INTERNATIONAL LIMITED	ACCESSORIES	41,984,663	41,984,663	-	-
8	ACME YARNS PRIVATE LIMITED	YARN	9,961,396	9,961,396	-	-
9	ADAMJEE KNIT FABRICS	ACCESSORIES	617,950	617,950	-	-
10	ADURY FASHION AND PRINT LTD	ACCESSORIES	3,752,988	3,752,988	-	-
11	ADZI TRIMS LTD	ACCESSORIES	1,570,037	1,570,037	-	-
12	AFFAN INTERLININGS LTD	ACCESSORIES	781,616	781,616	-	-
13	AKH KNITTING & DYEING LTD.	ACCESSORIES	3,429,443	3,429,443	-	-
14	AKIJ TEXTILE MILLS LTD.	YARN	3,148,097	3,148,097	-	-
15	ALBI ENTERPRISE	ACCESSORIES	1,900,456	1,900,456	-	-
16	ALPHA PLASTIC & PACKAGING LTD.	ACCESSORIES	79,048,966	79,048,966	-	-
17	ALPS AND EVE	ACCESSORIES	325,698	325,698	-	-
18	AMA ACCESSORIES	ACCESSORIES	4,857,379	4,857,379	-	-
19	AMERICAN AND EFIRD(BANGLADESH) LTD.	ACCESSORIES	711,184	711,184	-	-
20	ANHUI YIFENG MESH CO., LTD.	ACCESSORIES	1,536,552	1,536,552	-	-
21	ARAFAH KNIT COMPOSITE LTD.	ACCESSORIES	1,226,426	1,226,426	-	-
22	ARCHROMA SINGAPORE PTE, LTD	DYES CHEMICALS	4,816,413	4,816,413	-	-
23	ARTISAN	ACCESSORIES	2,198,511	2,198,511	-	-
24	ATPRINT BANGLADESH LTD	ACCESSORIES	2,566,538	2,566,538	-	-
25	BADSHA TEXTILES LTD.	YARN	16,019,666	16,019,666	-	-





## (Annexure - H)

Sl. No.	Supplier name	Items	Total	0-3 Months	3-6 Months	More than 1 Year
26	BAIG TRIMMING LTD.	YARN	481,354	-	481,354	-
27	BALY TRADE LINK	YARN	322,403	322,403	-	-
28	BANGA PLASTIC INTERNATIONAL LTD	YARN	1,902,623	1,902,623	-	-
29	BENGAL PLASTICS LTD	YARN	3,513,790	3,513,790	-	-
30	BLUEPLANET SWEATER LTD.	YARN	1,212,202	1,212,202	-	-
31	BROADWAY PRINTING INDUSTRIES	YARN	245,850	245,850	-	-
32	BSB SPINNING MILLS LTD	YARN	6,036,870	6,036,870	-	-
33	BSH-BANGLADESH	ACCESSORIES	229,850	229,850	-	-
34	BTS	ACCESSORIES	2,165,106	2,165,106	-	-
35	CENTARY FAITH INDUSTRIAL LTD.	DYES CHEMICALS	3,130,575	3,130,575	-	-
36	CHARMING TRIM & PACKAGING (BD) LTD.	ACCESSORIES	113,182	-	113,182	-
37	CHECKPOINT SYSTEMS BANGLADESH LTD.	ACCESSORIES	530,945	530,945	-	-
38	CHRISTIA SIZING MILLS	ACCESSORIES	585,031	585,031	-	-
39	CHORKA TEXTILE LTD.	ACCESSORIES	1,378,187	1,378,187	-	-
40	CHT GERMANY GMBH,	DYES CHEMICALS	2,176,637	2,176,637	-	-
41	CHT SWITZERLAND AG	DYES CHEMICALS	1,325,355	1,325,355	-	-
42	CHT TURKEY KIMYA SAN VE TIC A.S	DYES CHEMICALS	2,472,307	-	2,472,307	-
43	COLOURTEX INDUSTRIES PRIVATE LTD.	DYES CHEMICALS	2,713,554	2,713,554	-	-
44	CRAFT SOURCING	ACCESSORIES	456,503	456,503	-	-
45	DANISCO SINGAPORE PTE LTD.	DYES CHEMICALS	3,153,938	3,153,938	-	-
46	DEKKO ACCESSORIES LTD.	ACCESSORIES	4,194,920	-	4,194,920	-
47	DYSTAR SINGAPORE PTE LTD.	DYES CHEMICALS	8,620,669	8,620,669	-	-
48	EMINENCE SOURCING.	ACCESSORIES	232,279	232,279	-	-
49	ENAYETPUR SPINNING MILLS LTD.	YARN	7,001,274	7,001,274	-	-
50	EPYLLION LIMITED	ACCESSORIES	1,656,474	1,656,474	-	-
51	ERUM BANGLADESH LIMITED	ACCESSORIES	134,970	134,970	-	-
52	ESQUIRE ACCESSORIES LTD	ACCESSORIES	74,481,939	74,481,939	-	-



## (Annexure - H)

Sl. No.	Supplier name	Items	Total	0-3 Months	3-6 Months	More than 1 Year
52	ESQUIRE DYEING INDUSTRIES LTD	ACCESSORIES	98,385,850	98,385,850	-	-
54	ETASIA (BD) LTD	ACCESSORIES	179,085		179,085	
55	EVER TOP 71	ACCESSORIES	183,601		183,601	
56	EXPORT PRINTING AND ACCESSORIES	ACCESSORIES	2,948,259	2,948,259	-	-
57	FABIAN MULTIPLEX INDUSTRIES LIMITED	ACCESSORIES	297,428	-	297,428	-
58	FABITEX INDUSTRIES LTD.	ACCESSORIES	998,538	998,538	-	-
59	FARIHA FASHION LIMITED	ACCESSORIES	2,879,032	2,879,032	-	-
60	FARIHA SPINNING MILLS LTD	YARN	13,979,139	13,979,139	-	-
61	FASHION TRIMS	ACCESSORIES	2,560,950	2,560,950	-	-
62	FAST TRIM INTERNATIONAL	ACCESSORIES	1,319,021	1,319,021	-	-
63	FORTUNE ZIPPER LTD.	ACCESSORIES	110,040	-	110,040	-
64	FR TRADERS	ACCESSORIES	2,570,605	2,570,605	-	-
65	GARG ACRYLICS LTD.	YARN	84,722,643	84,722,643		-
66	GROZ-BECKERT SINGAPORE PTE LTD	DYES CHEMICALS	1,168,774	-	1,168,774	-
67	GUMTI TEXTILES LIMITED	YARN	18,334,009	18,334,009	-	-
68	GUNZE UNITED LIMITED.	YARN	214,647	214,647	-	-
69	HANOCH HOOK AND EYE FASTENER	ACCESSORIES	1,287,010	1,287,010	-	-
70	HYOSUNG VIET NAM CO., LTD	YARN	2,165,603	2,165,603	-	-
71	IDT GLOBAL LABELS BANGLADESH LIMITED	ACCESSORIES	171,434	171,434	-	-
72	IMPRESS ACCESSORIES LTD.	ACCESSORIES	186,993	186,993	-	-
73	INTIMATE PRINTING AND PACKAGING LTD	ACCESSORIES	1,120,223	1,120,223	-	-
74	J.H. ACCESSORIES INTERNATIONAL	ACCESSORIES	3,409,674	-	3,409,674	-
75	JAKE TRIMS EXPORT LTD	ACCESSORIES	447,183	447,183	-	-
76	K.M. ACCESSORIES	ACCESSORIES	1,701,283	1,701,283	-	-
77	K.N. KNIT FASHION	ACCESSORIES	421,646	421,646	-	-
78	KAMAL YARN LIMITED	YARN	6,828,158	6,828,158	-	-
79	KAZI KNIT WEAR	ACCESSORIES	1,848,761	1,848,761	-	-



## (Annexure - H)

Sl. No.	Supplier name	Items	Total	0-3 Months	3-6 Months	More than 1 Year
80	KC PRINT LTD.	ACCESSORIES	1,361,247	1,361,247	-	-
81	KDS ACCESSORIES LTD.	ACCESSORIES	189,490	189,490	-	-
82	KYUNG-IN SYNTHETIC CORPORATION	DYES CHEMICALS	5,115,920	5,115,920	-	-
83	LAM MIM ACCESSORIES LTD.	ACCESSORIES	232,877	232,877	-	-
84	LINDA ELASTICS LIMITED	ACCESSORIES	755,741	-	755,741	-
85	M R TEX	ACCESSORIES	380,715	380,715	-	-
86	M&J GARMENTS SOLUTION	ACCESSORIES	430,500	430,500	-	-
87	M&U PACKAGING LTD.	ACCESSORIES	216,212	216,212	-	-
88	M.L THREAD & ACCESSORIES LIMITED	ACCESSORIES	4,346,556	4,346,556	-	-
89	M.M. CORPORATION	Spare Parts	1,460,648	1,460,648	-	-
90	M.N.S. GARMENTS PRINTING	ACCESSORIES	93,450	93,450	-	-
91	M.S. PRINTING AND PACKAGING	ACCESSORIES	2,260,927	2,260,927	-	-
92	M/S MAHIMA FIBRES PVT. LTD	YARN	22,678,435	22,678,435	-	-
93	M/S RAFIK ENTERPRISE	ACCESSORIES	234,369	234,369	-	-
94	M/S. BEST TRIMS CARE AND ACCESSORIES	ACCESSORIES	767,321	767,321	-	-
95	M/S. HAJI TEXTILE	ACCESSORIES	4,899,879	4,899,879	-	-
96	M/S. MUKUL TEXTILE	ACCESSORIES	1,006,861	1,006,861	-	-
97	M/S. NASIMA TEXTILE	ACCESSORIES	733,163	733,163	-	-
98	MAINETTI (BANGLADESH) PVT. LTD.	ACCESSORIES	2,527,012	2,527,012	-	-
99	MARIA KNITTING	ACCESSORIES	5,116,564	-	5,116,564	-
100	MARLATEKS TEKNOLOJI TEKSTIL MAKINE VE KIMYA SAN.	ACCESSORIES	841,050	841,050	-	-
101	MATAM FIBRE MILLS LTD	YARN	7,837,184	7,837,184	-	-
102	MATAM SPINNING MILLS LTD.	YARN	19,767,561	19,767,561	-	-
103	MAXIM LABEL AND PACKAGING (BD) PVT.	ACCESSORIES	669,814	669,814	-	-
104	MEHMUD INDUSTRIES (PVT) LTD.	YARN	14,610,993	14,610,993	-	-



## (Annexure - H)

Sl. No.	Supplier name	Items	Total	0-3 Months	3-6 Months	More than 1 Year
105	METRO KNITTING AND DYEING MILLS LTD	ACCESSORIES	4,338,612	4,338,612	-	-
106	M/S. EVER GREEN KNITWEAR	ACCESSORIES	502,075	502,075	-	-
107	MODERN POLY INDUSTRIES LTD.	ACCESSORIES	4,291,878	4,291,878	-	-
108	MOHIUDDIN TEXTILE LIMITED	ACCESSORIES	3,559,320	3,559,320	-	-
109	MONDOL KNIT WEAR LTD.	ACCESSORIES	2,276,050	2,276,050	-	-
110	MONTRIMS LTD	ACCESSORIES	3,731,923	-	3,731,923	-
111	MOSHARAF COMPOSITE TEXTILE MILLS	YARN	4,007,136	4,007,136	-	-
112	MS ACCESSORIES	ACCESSORIES	1,299,686	1,299,686	-	-
113	MUKUL TEXTILE.	ACCESSORIES	811,814	811,814	-	-
114	MULTAZIM SPINNING MILLS LTD.	YARN	1,546,598	1,546,598	-	-
115	NAHAR SPINNING MILLS LIMITED	YARN	41,707,670	41,707,670	-	-
116	NASIR AND SONS BANGLADESH	ACCESSORIES	266,333	266,333	-	-
117	NASSA-TAIPEI TEXTILE MILLS LIMITED	ACCESSORIES	2,139,071	2,139,071	-	-
118	NEARCHIMICA S.P.A	DYES CHEMICALS	3,441,564	3,441,564	-	-
119	NEMRAC DESIGN LTD.	ACCESSORIES	552,166	552,166	-	-
120	NEO ZIPPER COMPANY LIMITED	ACCESSORIES	226,415	226,415	-	-
121	NICE DENIM MILLS LTD.	ACCESSORIES	194,890	194,890	-	-
122	NITU KNIT DYEING	DYEING CHARGE	1,179,197	1,179,197	-	-
123	NRG COMPOSITE YARN DYEING	DYEING CHARGE	279,979	279,979	-	-
124	NRG HOMETEX LTD.	YARN	2,121,969	2,121,969	-	-
125	NRG SPINNING MILLS LTD.	YARN	21,116,196	21,116,196	-	-
126	NZ TEXTILE LTD	YARN	4,140,302	4,140,302	-	-
127	OHYOUNG INC.	DYES CHEMICALS	31,754,520	31,754,520	-	-
128	OSMAN INTERLININGS LTD.	ACCESSORIES	3,575,520	3,575,520	-	-
129	PACKMAN BANGLADESH LTD.	ACCESSORIES	223,785	223,785	-	-
130	PAHARTALI TEXTILE & HOSIERY MILLS	YARN	56,179,994	56,179,994	-	-
131	PAKIZA APPARELS LTD	ACCESSORIES	38,821,254	38,821,254	-	-
132	PALLAVA TEXTILES (P) LIMITED	YARN	13,962,439	13,962,439	-	-



## (Annexure - H)

Sl. No.	Supplier name	Items	Total	0-3 Months	3-6 Months	More than 1 Year
133	PANAMA COMPOSITE TEXTILE MILLS LTD.	YARN	4,800,994	4,800,994	-	-
134	PANNATEX INTERNATIONAL	ACCESSORIES	8,426,822	8,426,822	-	-
135	PAPYRUS FASTQ (BD) LTD	ACCESSORIES	158,284	158,284	-	-
136	PAXAR BANGLADESH LTD.	ACCESSORIES	1,388,335	1,388,335	-	-
137	PEGASUS SEWING MACHINE PTE. LTD.	MACHINE	2,059,638	2,059,638	-	-
138	PIONEER PRINTING PRESS	ACCESSORIES	709,157	709,157	-	-
139	POLY PLAST INDUSTRIES	ACCESSORIES	1,359,137	1,359,137	-	-
140	PRIME BUSINESS LINK	ACCESSORIES	369,104	369,104	-	-
141	PRIME COMPOSITE MILLS LIMITED	YARN	18,269,942	18,269,942	-	-
142	PRIME MELANGE YARN MILLS LIMITED	YARN	2,147,014	2,147,014	-	-
143	PRIME TEXTILE SPINING MILL LTD	YARN	17,811,570	17,811,570	-	-
144	QUENBY TRANSFERS (INDIA) PVT. LTD.	DYES CHEMICALS	2,496,623	2,496,623	-	-
145	R.A SPINNING MILLS LTD.	YARN	13,353,309	13,353,309	-	-
146	R.R INTERNATIONAL	ACCESSORIES	235320.183	235,320	-	-
147	RAFIK ENTERPRISE	ACCESSORIES	199,820	199,820	-	-
148	RED ROSE ACCESSORIES	ACCESSORIES	103,248	103,248	-	-
149	RJK TRIMS WORLD	ACCESSORIES	1,660,670	1,660,670	-	-
150	RMT TEXTILE MILLS LTD.	YARN	17,035,468	17,035,468	-	-
151	ROOT SOURCE	ACCESSORIES	1,061,592	1,061,592	-	-
152	R-PAC BANGLADESH PACKAGING CO. LTD.	ACCESSORIES	1,457,214	1,457,214	-	-
153	RSPL LIMITED	DYES CHEMICALS	9,231,365	9,231,365	-	-
154	S AND BROTHERS FLAT KNIT INDUSTRY	ACCESSORIES	642,722	642,722	-	-
155	S&A TRIMS AND TAGS	ACCESSORIES	246,409	246,409	-	-
156	S.B KNIT COMPOSITE	ACCESSORIES	2,011,921	2,011,921	-	-
157	S.M.M TEXTILES LTD	YARN	13,998,109	13,998,109	-	-
158	SAIHAM TEXTILE MILLS LTD	YARN	1,238,213	1,238,213	-	-
159	SAMI PRINTING LIMITED	ACCESSORIES	426,540	426,540	-	-



## (Annexure - H)

Sl. No.	Supplier name	Items	Total	0-3 Months	3-6 Months	More than 1 Year
160	SAMUDA CHEMICAL COMPLEX LIMITED	DYES CHEMICALS	947,863	947,863	-	-
161	SANS PACKAGING AND ACCESSORIES	ACCESSORIES	10,384,371	10,384,371	-	-
162	SCANDEX TEXTILE INDUSTRIES LTD	YARN	1,041,197	1,041,197	-	-
163	SHAIKAT KNITWEAR	ACCESSORIES	2,517,171	2,517,171	-	-
164	SHENZHEN YIMINGDA INDUSTRIAL AND TRADING DEVELOPMENT CO. LTD.	SPARE PARTS	1,161,817	1,161,817	-	-
165	SIAM COMPUTERIZED ELASTIC INDUSTRIES LTD	ACCESSORIES	7,545,648	7,545,648	-	-
166	SIF TEXTILE INDUSTRIES LTD	ACCESSORIES	4,034,290	4,034,290	-	-
167	SM TRIMS AND ACCESSORIES	ACCESSORIES	125,344	125,344	-	-
168	SMART NARROW FABRICS	ACCESSORIES	747,441	747,441	-	-
169	SML PACKAGING SOLUTIONS BANGLADESH LIMITED	ACCESSORIES	221,825	221,825	-	-
170	SOA KNIT FABRICS	ACCESSORIES	939,920	939,920	-	-
171	SUNTEX INTERNATIONAL	ACCESSORIES	201,891	201,891	-	-
172	T.R TRADE INTERNATIONA	ACCESSORIES	219,981	219,981	-	-
173	TAFRID COTTON MILLS LTD.	YARN	48,047,318	48,047,318	-	-
174	TEX TOWN LIMITED	ACCESSORIES	3,602,077	3,602,077	-	-
175	TEX ZIPPER (BD) LIMITED	ACCESSORIES	1,585,519	1,585,519	-	-
176	TEXTILE AUXILIARIES	DYES CHEMICALS	3,880,044	3,880,044	-	-
177	TM CHEMICALS LTD.	DYES CHEMICALS	8,232,646	8,232,646	-	-
178	TRADEASIA INTERNATIONAL PTE LTD.	DYES CHEMICALS	1,305,497	1,305,497	-	-
179	UNIGLORY PAPER AND PACKAGING LTD.	ACCESSORIES	2,277,695	2,277,695	-	-
180	UNION LABEL & ACCESSORIES LTD.	ACCESSORIES	155,362	155,362	-	-
181	WEIXING INDUSTRIAL (BANGLADESH) CO.	ACCESSORIES	524,364	524,364	-	-
182	WELL ACCESSORIES LTD.	ACCESSORIES	1,260,374	1,260,374	-	-
183	WESTERN PAPER INDUSTRIE (BD) (PVT) LTD.	ACCESSORIES	317,730	317,730	-	-



## (Annexure - H)

Sl. No.	Supplier name	Items	Total	0-3 Months	3-6 Months	More than 1 Year
184	XIAMEN DECAI CHEMICAL TECHNOLOGY CO., LTD.,	DYES CHEMICALS	2,029,781	2,029,781	-	-
185	XORETTE SPECIALITIES COMPANY PTE. LTD.	DYES CHEMICALS	2,031,136	2,031,136	-	-
186	YESTER ACCESSORIES COMPANY (BD) LTD.	ACCESSORIES	1,241,511	1,241,511	-	-
187	YOKOHAMA LABELS & PRINTING (BD) CO., LTD.	ACCESSORIES	2,284,916	2,284,916	-	-
188	YORK COMPOSITE LTD.	ACCESSORIES	951,055	951,055	-	-
189	YOUNG LABELS LTD	ACCESSORIES	766,919	766,919	-	-
190	YUNUSCO T&A (BD) LTD	ACCESSORIES	803,528	803,528	-	-
191	ZSCHIMMER AND SCHWARZ MOHSDORF GMBH	DYES CHEMICALS	11,365,794	11,365,794	-	-
192	ZW ACCESSORIES	ACCESSORIES	3,625,790	3,625,790		
193	Advanced Electrical Engineering	ACCESSORIES	93,188	93,188		
194	Al-Barr Group of Companies	ACCESSORIES	360,000	360,000		
195	Anex Engineering & Electric Company	ACCESSORIES	588,000	588,000		
196	Bangla Courier Service	ACCESSORIES	34,340	34,340		
197	Brand Trade Corporation	ACCESSORIES	427,200	427,200		
198	BRB Cable Industries Ltd.	ACCESSORIES	1,664,316	1,664,316		
199	Central Depository Bangladesh Limited	ACCESSORIES	106,000	106,000		
200	CHITTAGONG STOCK EXCHANGE	ACCESSORIES	512,813	512,813		
201	Confidence International	ACCESSORIES	175,338	175,338		
202	Crystal Constructions Co.	ACCESSORIES	100,756	100,756		
203	Damador Enterprise	ACCESSORIES	948,114	948,114		
204	Delcot Limited	ACCESSORIES	109,129	109,129		
205	Dhaka Stock Exchange Ltd.	ACCESSORIES	512,813	512,813		
206	Genex Infosys Ltd.	ACCESSORIES	212,225	212,225		
207	IT Soul International	ACCESSORIES	187,660	187,660		



## (Annexure - H)

Sl. No.	Supplier name	Items	Total	0-3 Months	3-6 Months	More than 1 Year
208	K.B International Agency	ACCESSORIES	1,096,245	1,096,245		
209	Mechanism Trade & Engineering Ltd.	ACCESSORIES	105,000	105,000		
210	Nababgonj Shafting Center	ACCESSORIES	67,036	67,036		
211	New Paradise Electric Co	ACCESSORIES	1,875,893	1,875,893		
212	Novelty Infrastructures Limited	ACCESSORIES	233,787	233,787		
213	Perfect Power System	ACCESSORIES	34,000	34,000		
214	Progressive Engineering Corp.	ACCESSORIES	122,656	122,656		
215	Sajan International Pvt. Ltd.	ACCESSORIES	91,500	91,500		
216	Sajan Metal Industries Ltd. - Cr.	ACCESSORIES	138,892	138,892		
217	Sajan Metal Industries Ltd.	ACCESSORIES	79,300	79,300		
<b>Total</b>			<b>1,185,400,837</b>	<b>1,163,186,242</b>	<b>22,214,594</b>	





**Esquire Knit Composite Limited and its subsidiary**

Schedule of Financial Asset and Liabilities Held in Foreign Currency

As at 30 June 2022

(Annexure-I)

Sl. No.	Particulars	Amount (USD)	Amount (Euro)	Amount as per Bangladesh Bank rate (Taka)	As per Ledger (Taka)	(Gain)/Loss (Taka)
	<u>Monetary Assets</u>					
1	Accounts Receivable	13,885,051	-	1,297,557,978	1,297,557,978	-
2	FBPAR A/C with DBBL-in USD(783)	115,291	-	10,773,990	14,907,983	4,133,993
3	FBPAR A/C with DBBL -in Euro		1,435	139,974	144,724	4,750
4	FBPAR A/C with DBBL-in USD(63)	37,713	-	3,524,284	3,620,452	96,168
5	FBPAR A/C with EBL-in USD(621)	1,961,822		183,332,220	183,332,220	-
6	FBPAR A/C with EBL -in Euro	-	139,168	13,575,790	13,714,957	139,168
7	Margin A/C with EBL-in USD	632	-	59,041	60,652	1,611
8	Margin A/C with EBL -in EURO	-	20,962	2,044,843	2,114,227	69,384
9	DBBL FCAD-in Dollar	90,976	-	8,501,685	8,733,673	231,988
10	DBBL FCAD-in Euro	-	5,435	530,147	548,136	17,989
11	DBBL FCAD-in Dollar (6900)	281		26,234	26,950	716
12	EBL FCAD in USD	685	-	63,990	65,736	1,746
13	EBL -EOQ/FCAD in USD	342,320		31,989,757	32,862,672	872,915
14	BRAC Bank FCAD in USD	-		-	-	
15	UCBL -FACD in USD A/C # 0193	156,354		14,611,250	15,009,951	398,702
16	UCBL -FACD in USD A/C # 0267	3,439,905		321,459,164	330,230,923	-
17	AIBL-USD (352)	248		23,152	23,784	-
18	AIBL-USD (366)	210		19,579	20,113	-
19	AIBL-USD (453)	620,955		58,028,198	59,611,632	-
		<b>20,031,028</b>	<b>166,999</b>	<b>1,888,190,347</b>	<b>1,902,931,235</b>	<b>5,969,129</b>
	<u>Monetary Liabilites</u>					
20	DBBL-EDF		-	-		-
21	EBL-EDF	-	-	-		-
22	UCBL-EDF	-		-		-
23	IFC loan	10,856,035	-	1,014,496,506	1,014,496,506	-
24	Accounts Payable	16,088,953	-	1,503,512,660	1,503,512,660	0
		<b>26,944,988</b>	<b>-</b>	<b>2,518,009,166</b>	<b>2,518,009,166</b>	<b>0</b>
	<b>Total</b>	<b>46,976,017</b>	<b>166,999</b>	<b>4,406,199,513</b>	<b>4,420,940,401</b>	<b>5,969,129</b>

Conversion rate at closing rate

Euro	97.55
USD	93.45

30.06.2022 Bangladesh Bank

